



US00D359883S

United States Patent [19]

[11] Patent Number: **Des. 359,883**

Suarez

[45] Date of Patent: **** Jul. 4, 1995**

[54] CUP

[57] CLAIM

[76] Inventor: **John J. Suarez**, 2721 Ridge Rd.
North, Fort Worth, Tex. 76133

The ornamental design for a cup, as shown and described.

[**] Term: **14 Years**

DESCRIPTION

[21] Appl. No.: **16,826**

[22] Filed: **Dec. 27, 1993**

[52] U.S. Cl. **D7/533; D7/507;**
D7/315; D24/121; D24/122

[58] Field of Search **D7/315, 316, 318, 622,**
D7/396.6, 312, 536, 505, 507, 509, 510, 511,
533, 534, 589; D24/121, 122, 123, 120; 220/758,
771, 759, 574


FIG. 1 is a top perspective view in the open position of a cup showing my new design;
FIG. 2 is a bottom perspective view in the open position of a cup showing my new design;
FIG. 3 is a left side elevational view (the right side elevational view being the same) in the open position of a cup showing my new design;
FIG. 4 is a front elevational view in the open position of a cup showing my new design;
FIG. 5 is a rear elevational view in the open position of an cup showing my new design;
FIG. 6 is a top plan view in the open position of an cup showing my new design;
FIG. 7 is a bottom plan view in the open position of a cup showing my new design;
FIG. 8 is a top perspective view in the closed position of a cup showing my new design;
FIG. 9 is bottom perspective view in the closed position of a cup showing my new design;
FIG. 10 is a left side elevational view (the right side elevational view being the same) in the closed position of a cup showing my new design;
FIG. 11 is a front elevational view in the closed position of a cup showing my new design;
FIG. 12 is a rear elevational view in the closed position of an cup showing my new design;
FIG. 13 is a top plan view in the closed position of an cup showing my new design; and,
FIG. 14 is a bottom plan view in the closed position of a cup showing my new design.

[56] References Cited

U.S. PATENT DOCUMENTS

D. 97,022	9/1935	Wagner	D7/315
D. 101,207	9/1936	Boyce	D7/315
D. 199,990	1/1965	Wright	D7/315
D. 218,471	8/1970	Stone	D7/536
D. 252,846	9/1979	Miller	D7/315
D. 288,884	3/1987	Hill	D7/533
D. 319,755	9/1991	Guy	D7/315 X
D. 340,768	10/1993	Jabour	D24/122
936,104	10/1909	Ernest	D7/396.6 X
2,885,134	5/1959	Cohen	D7/507 X
3,304,112	2/1967	Elliott	D7/622 X
3,579,705	5/1971	Blumenschein	220/758 X
3,625,654	12/1971	Van Duyne	D24/122 X
5,202,094	4/1993	Jones et al.	220/758 X

Primary Examiner—Alan P. Douglas
Assistant Examiner—M. N. Pandozzi
Attorney, Agent, or Firm—Michael I. Kroll






Fig. 1

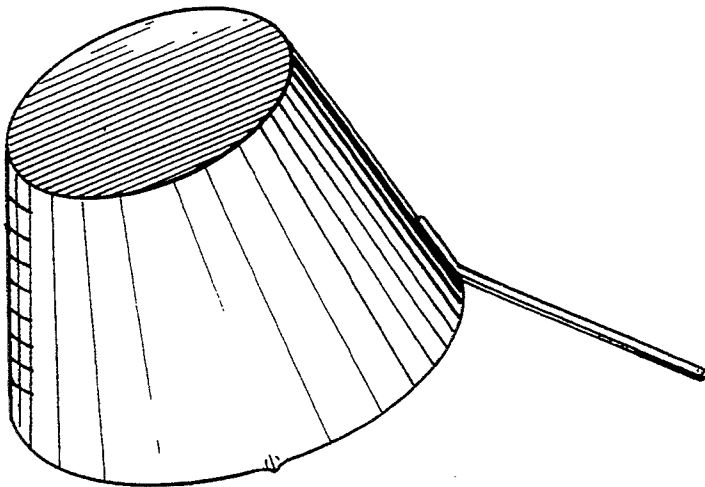


Fig. 2

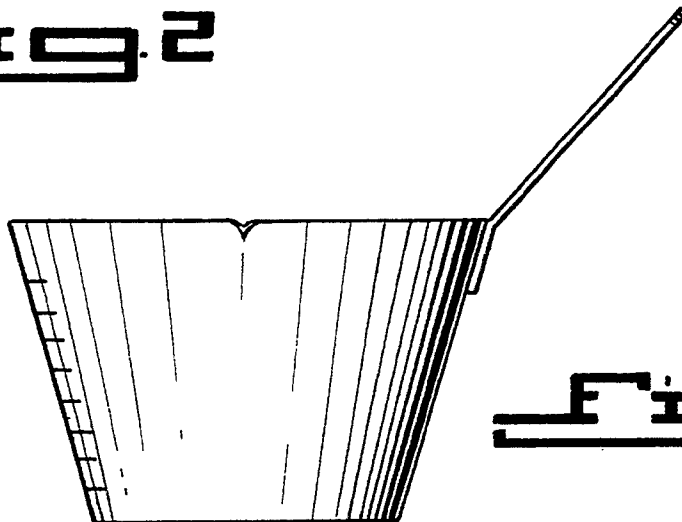


Fig. 3

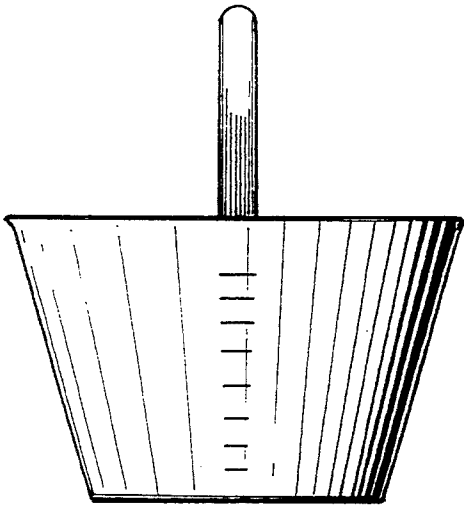


Fig. 4

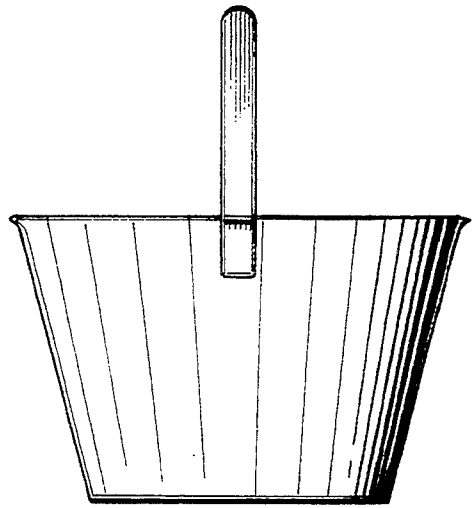


Fig. 5

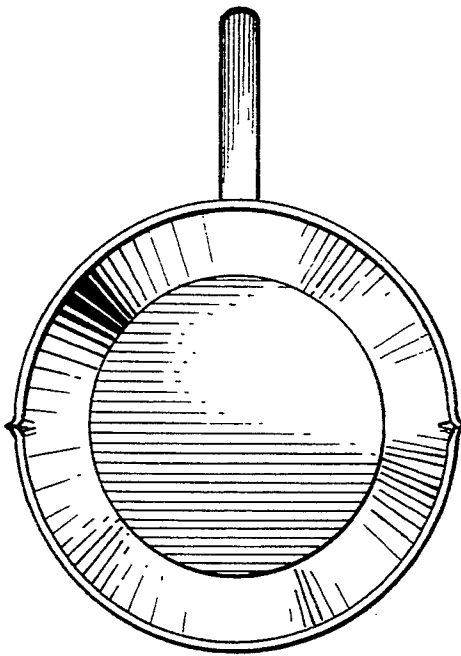


Fig. 6

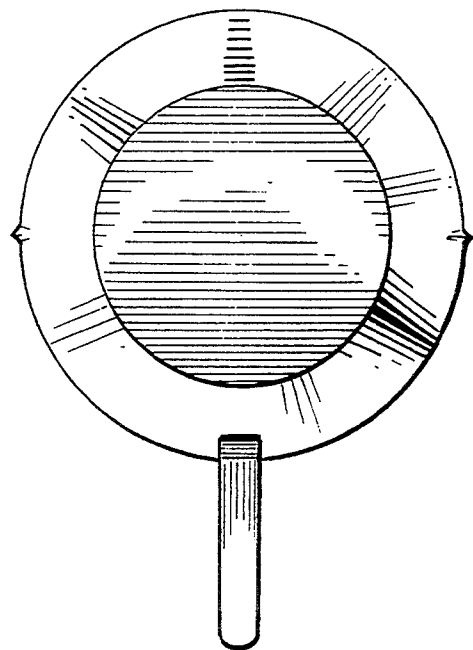


Fig. 7

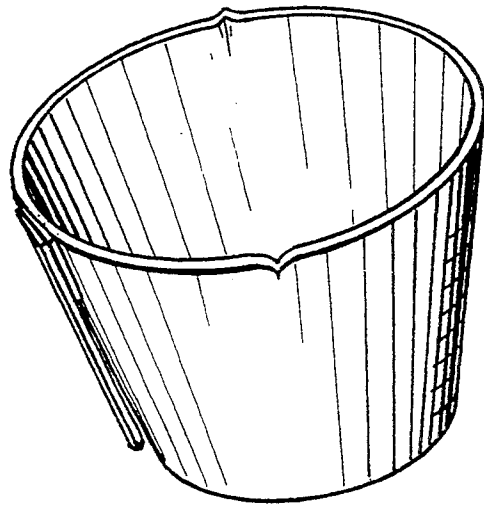


Fig. 8

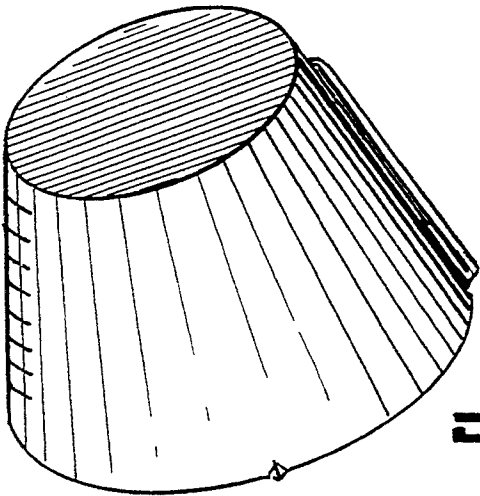


Fig. 9

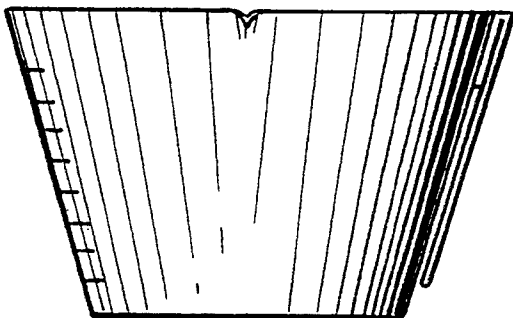


Fig. 10

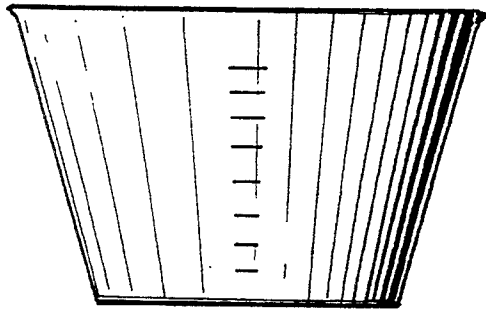


Fig. 11

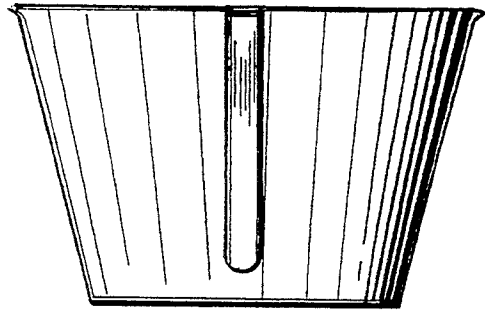


Fig. 12

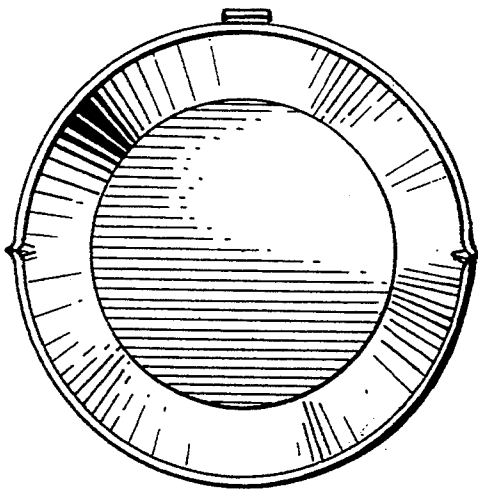


Fig. 13

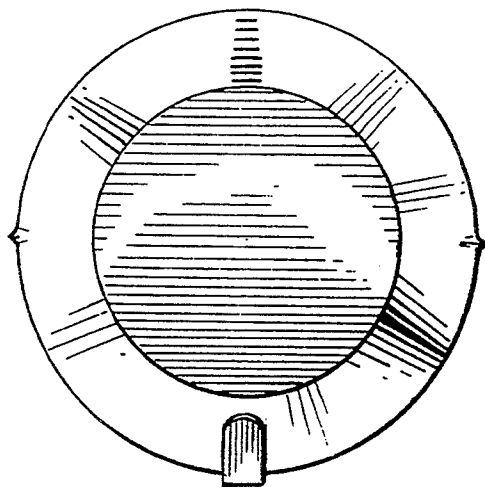


Fig. 14