



US00D370238S

# United States Patent [19] Cheatham

[11] **Patent Number:** **Des. 370,238**  
[45] **Date of Patent:** **\*\*May 28, 1996**

[54] **VERSATILE PLURALITY MIXER WITH RAPID CHANGE CYCLING AND LOCKING MEANS**

[76] Inventor: **James S. Cheatham**, 86 Kane Ave., Hempstead, N.Y. 11550

[\*\*] Term: **14 Years**

[21] Appl. No.: **26,639**

[22] Filed: **Aug. 2, 1994**

[52] U.S. Cl. .... **D21/37**

[58] **Field of Search** ..... **D21/37-41; 273/138 R, 273/139, 144 R, 144 A, 144 B, 145 R, 145 C**

[56] **References Cited**

**U.S. PATENT DOCUMENTS**

D. 320,417	10/1991	Beaty	.....	D21/37
3,679,211	7/1972	Hartley	.....	273/144 B
4,403,775	9/1983	Chaput	.....	273/144 B
4,509,755	4/1985	Cheatham	.....	273/144 B
4,796,890	1/1989	Snyder	.....	273/144 B

**FOREIGN PATENT DOCUMENTS**

93673 8/1938 Sweden ..... 273/144 B

*Primary Examiner*—Alan P. Douglas  
*Assistant Examiner*—Caron D. Veynar  
*Attorney, Agent, or Firm*—Michael I. Kroll

[57] **CLAIM**

The ornamental design for a versatile plurality mixer with rapid change cycling and locking means, as shown and described.

**DESCRIPTION**

FIG. 1 is a front/top perspective view of a versatile plurality mixer with rapid change cycling and locking means showing my new design;

FIG. 2 is a front elevational view thereof showing my new design;

FIG. 3 is a rear elevational view thereof showing my new design;

FIG. 4 is a top plan view thereof showing my new design; and,

FIG. 5 is bottom plan view thereof showing my new design.

**1 Claim, 1 Drawing Sheet**

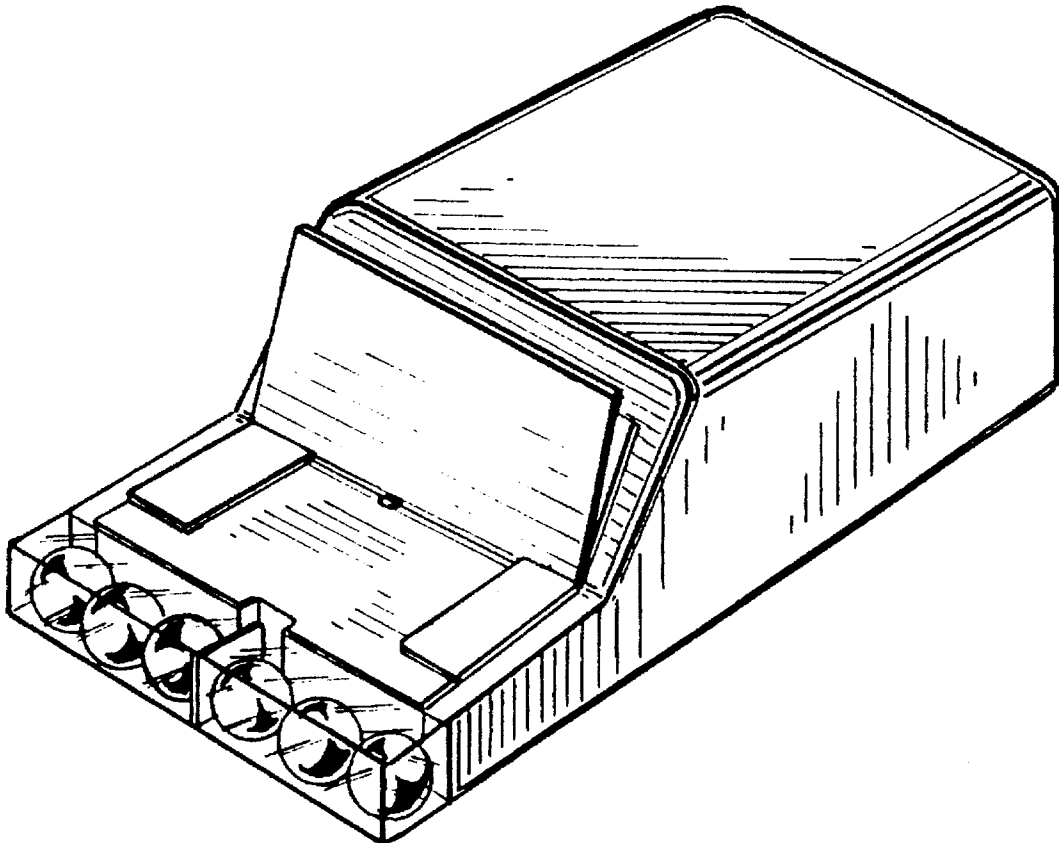


Fig. 1

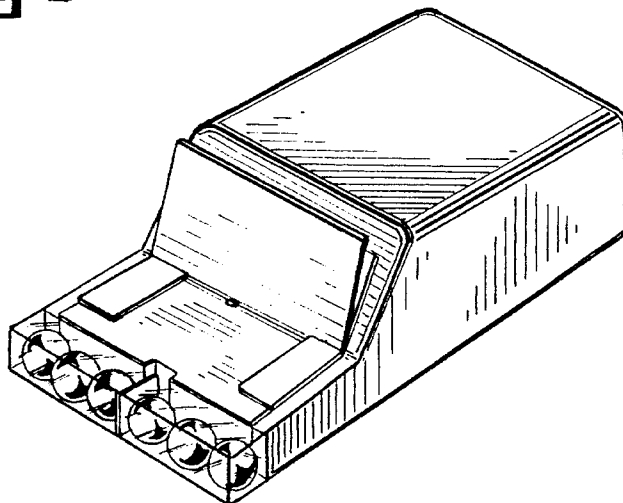


Fig. 2

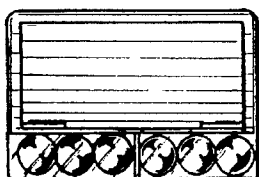


Fig. 3

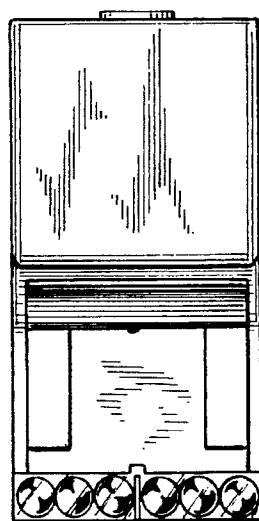
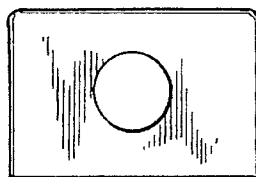


Fig. 4




Fig. 5