



US00D399170S

United States Patent [19]
Spinelli et al.

[11] **Patent Number:** **Des. 399,170**
[45] **Date of Patent:** ****Oct. 6, 1998**

[54] **UNITY FLAG**

[76] Inventors: **Joseph M. Spinelli; Martin G. Spinelli**, both of 270 N. Suffolk Ave., N. Massapequa, N.Y. 11758

[**] Term: **14 Years**

[21] Appl. No.: **73,205**

[22] Filed: **Jul. 3, 1997**

[51] **LOC (6) Cl.** **11-05**

[52] **U.S. Cl.** **D11/172; D11/176; D11/179; D11/180**

[58] **Field of Search** **D11/182, 181, D11/165, 172, 168, 167, 170, 171, 174, 176, 178, 179, 180, 166; 116/173-175; 248/477, 559**

[56] **References Cited**

U.S. PATENT DOCUMENTS

D. 56,330	10/1920	Adler	D11/180
D. 57,366	3/1921	Masline	D11/180
D. 88,912	1/1933	Guyn	D11/180
D. 132,253	5/1942	Ferguson	D11/176
D. 192,428	3/1962	Jacob	D11/180
D. 251,116	2/1979	Chaskin	D11/180

D. 253,882	1/1980	Blood	D11/180
D. 260,868	9/1981	Chaskin	D11/180
D. 260,869	9/1981	Chaskin	D11/180
D. 273,576	4/1984	Millan-Perichon	D11/167
D. 359,256	6/1995	Kaiser et al.	D11/165

Primary Examiner—M. N. Pandozzi
Attorney, Agent, or Firm—Michael I. Kroll

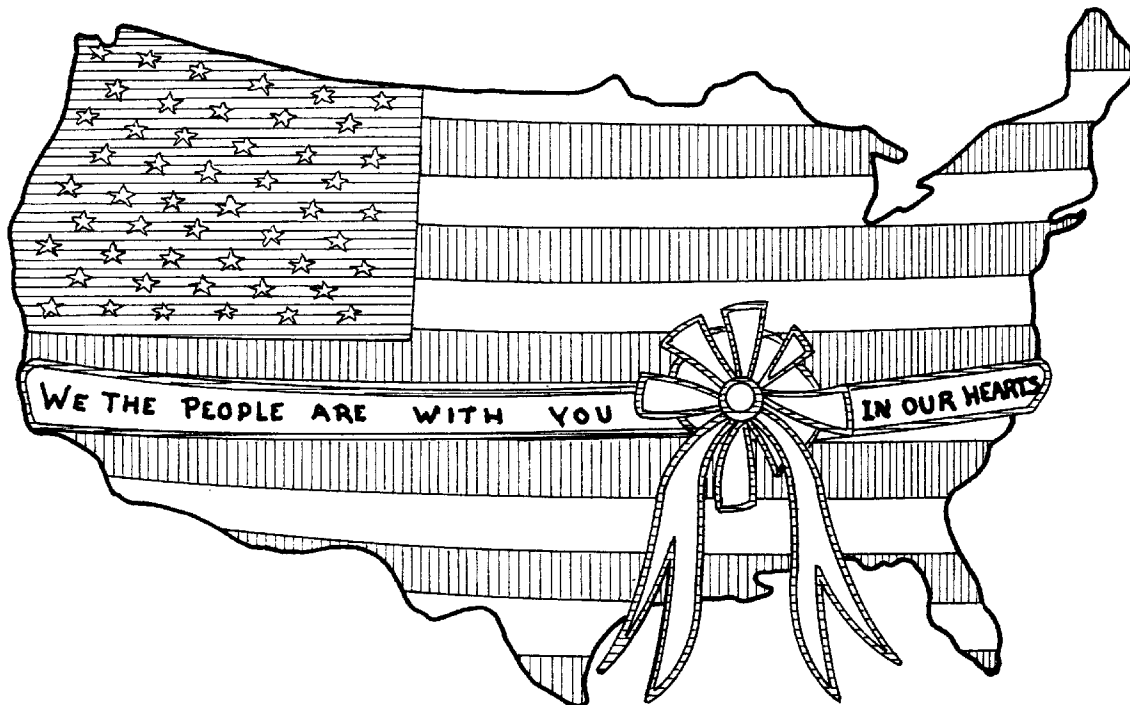
[57] **CLAIM**

The ornamental design for a unity flag, as shown and described.

DESCRIPTION

FIG. 1 is a front elevation view of a unity flag showing our new design;
FIG. 2 is a rear elevation view of a unity flag showing our new design;
FIG. 3 is a top plan view of a unity flag showing our new design;
FIG. 4 is a bottom plan view of a unity flag showing our new design;
FIG. 5 is a left side elevation view of a unity flag showing our new design; and,
FIG. 6 is a right side elevation view of a unity flag showing our new design.

1 Claim, 3 Drawing Sheets



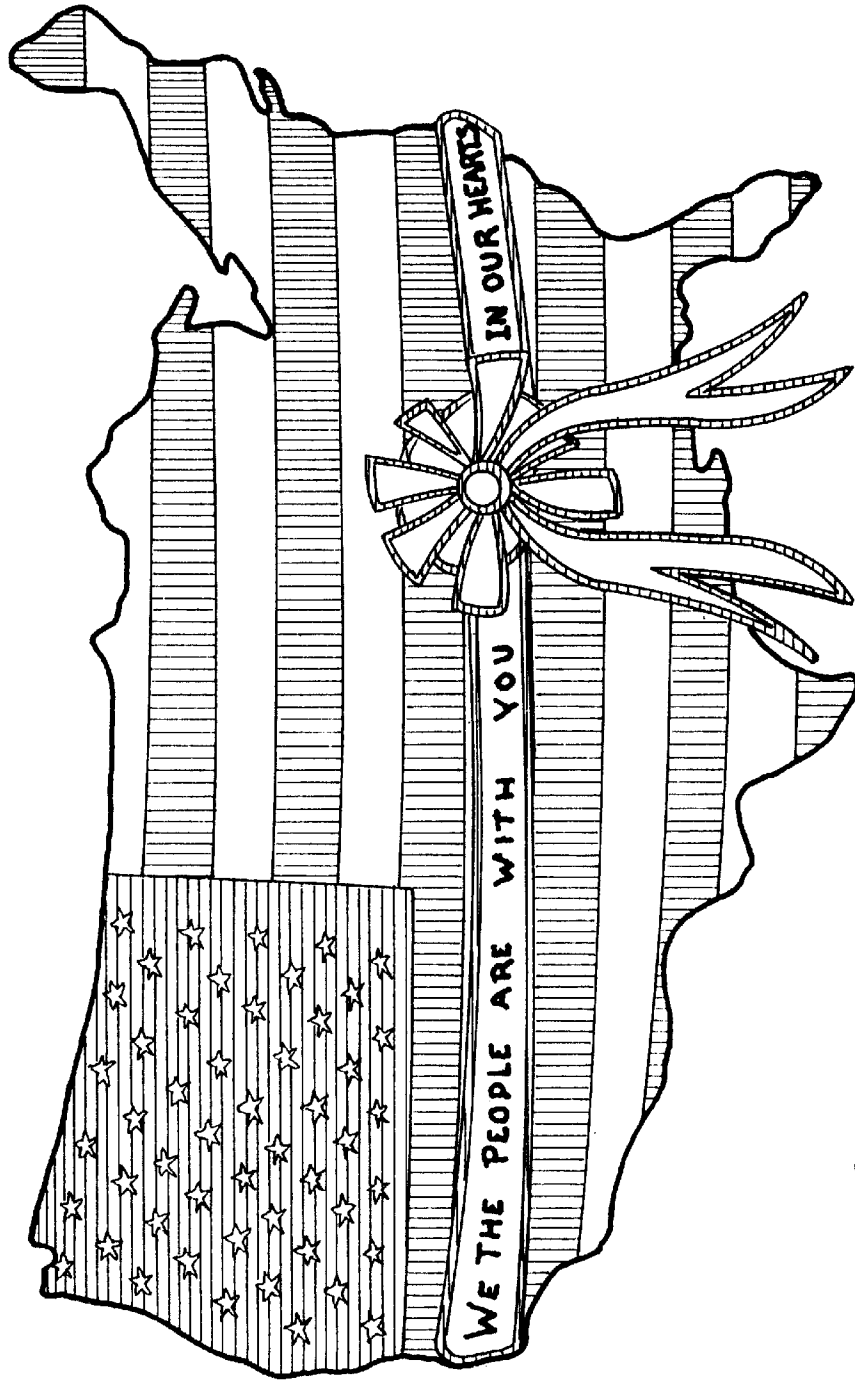
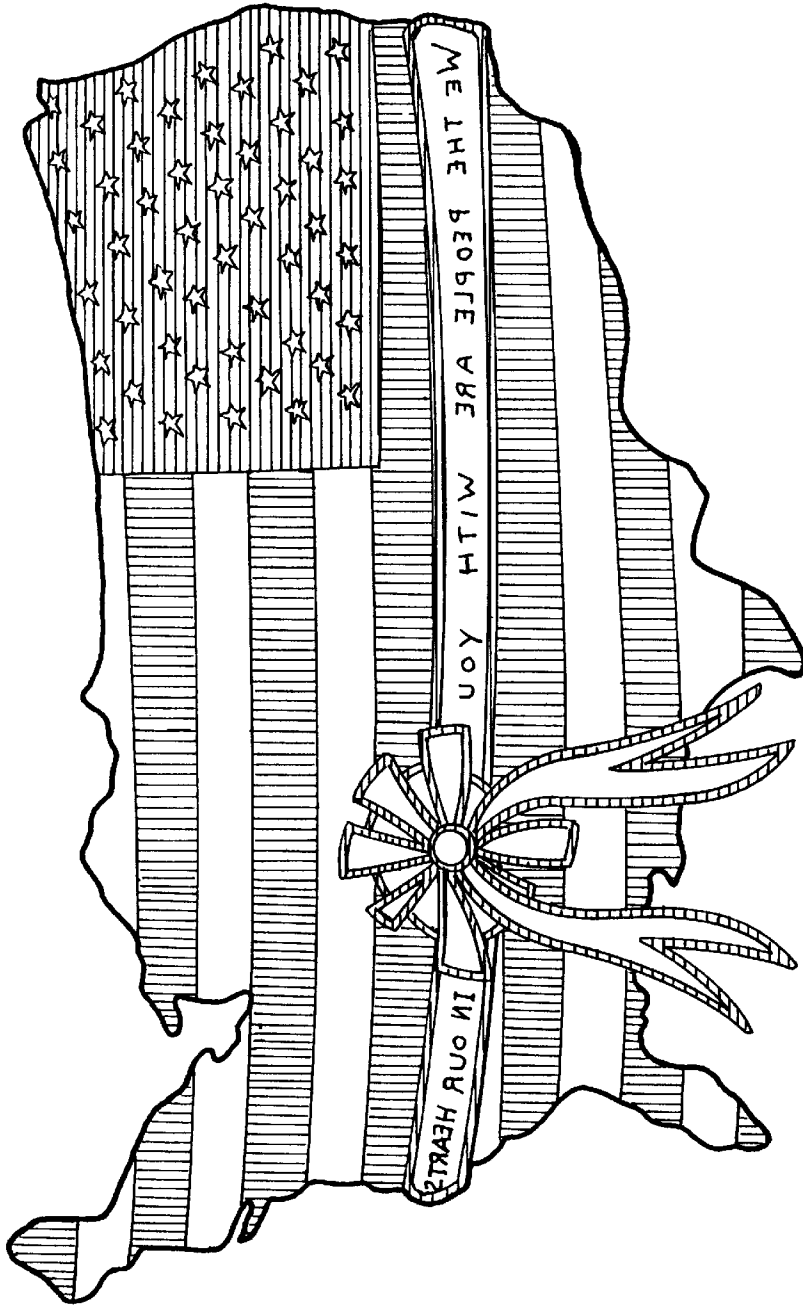


FIG. 1



2013

