



US00D439729S

(12) **United States Design Patent**
Mastroianni et al.

(10) **Patent No.:** **US D439,729 S**

(45) **Date of Patent:** **** Apr. 3, 2001**

(54) **SHOE**

D. 342,145 * 12/1993 Yeh D2/903
D. 354,844 * 1/1995 Rinehart D2/923

(76) Inventors: **Giovanni Mastroianni**, 1604 A St.,
West Babylon, NY (US) 11704;
Edward Maslowski, 40 Butler St.,
Franklin, NJ (US) 07416

* cited by examiner

Primary Examiner—Louis S. Zarfes
Assistant Examiner—Gregory Andoll
(74) *Attorney, Agent, or Firm*—Michael I Kroll

(**) Term: **14 Years**

(21) Appl. No.: **29/121,944**

(22) Filed: **Apr. 17, 2000**

(51) **LOC (7) Cl.** **02-04**

(52) **U.S. Cl.** **D2/908; D2/907; D2/902;**
D2/898

(58) **Field of Search** D2/896, 897, 902-912,
D2/923, 924, 969, 970; 36/113, 117.1, 126-131,
8.1-8.4, 11, 45

(56) **References Cited**

U.S. PATENT DOCUMENTS

193,077 * 7/1877 Clauton 36/8.1
D. 307,507 * 5/1990 Del Vecchio, Jr. et al. D2/898
D. 336,767 * 6/1993 Hatfield et al. D2/969


(57) **CLAIM**

The ornamental design for a shoe, as shown and described.

DESCRIPTION

FIG. 1 is a top view of the shoe showing our new design;
FIG. 2 is a left side elevational view of the shoe showing our
new design;
FIG. 3 is a right side elevational view of the shoe showing
our new design;
FIG. 4 is a bottom view of the shoe showing our new design;
FIG. 5 is a rear elevational view of the shoe showing our
new design; and,
FIG. 6 is a front elevational view of the shoe showing our
new design.

1 Claim, 6 Drawing Sheets



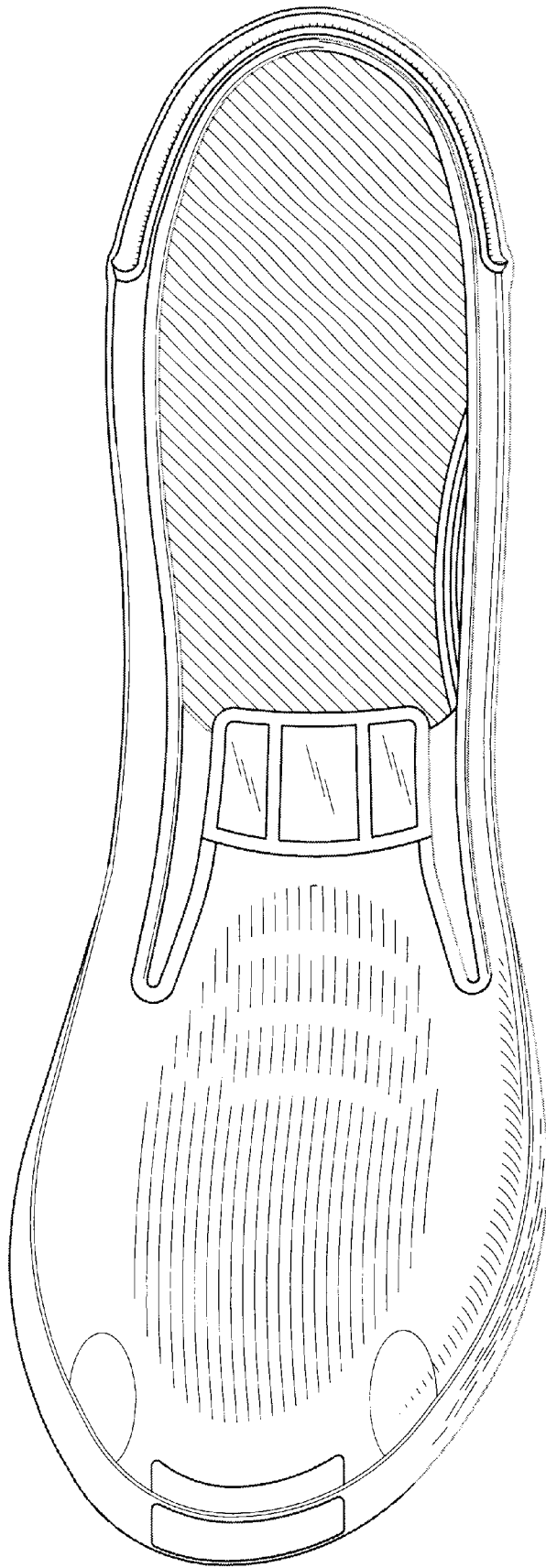


FIG 1

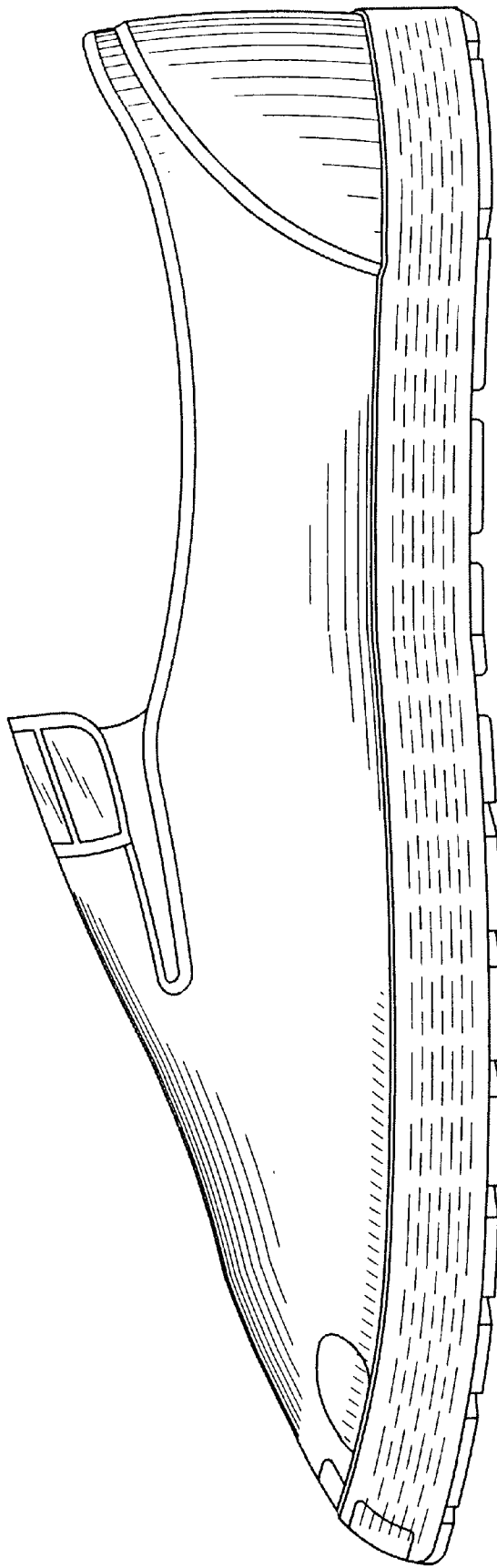


FIG 2

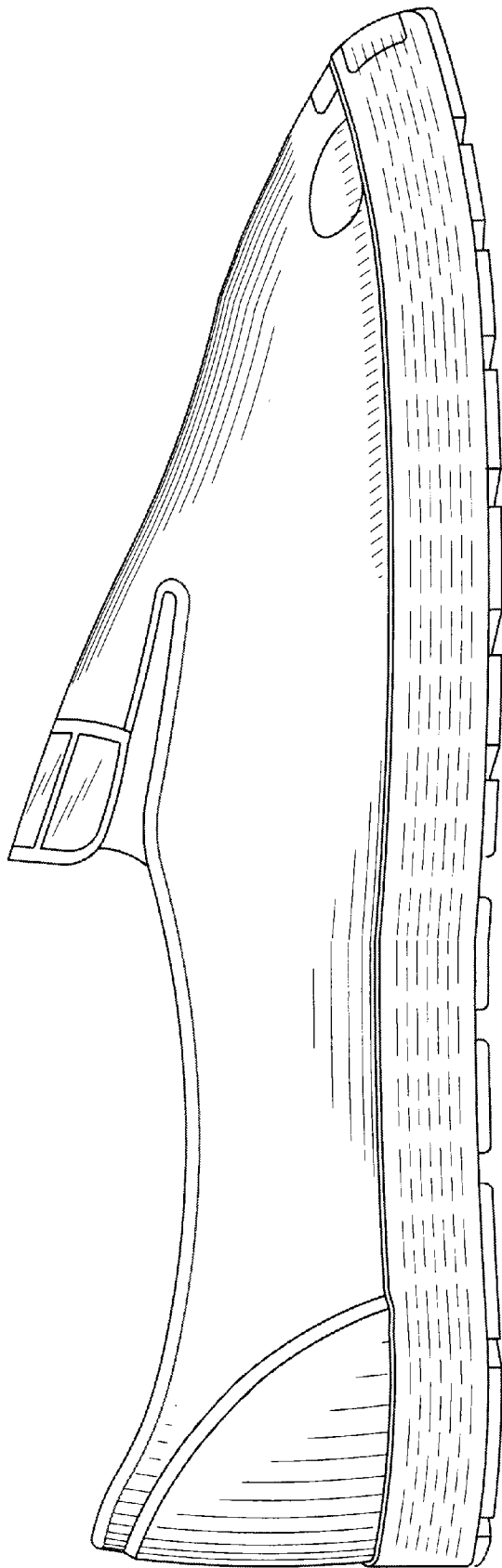


FIG 3




FIG 4

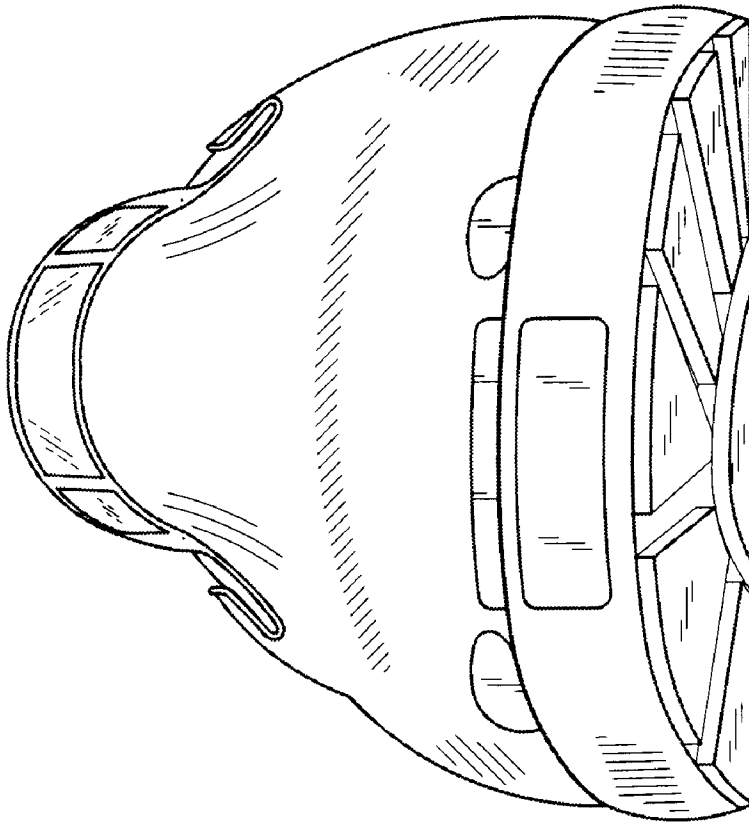


FIG 5

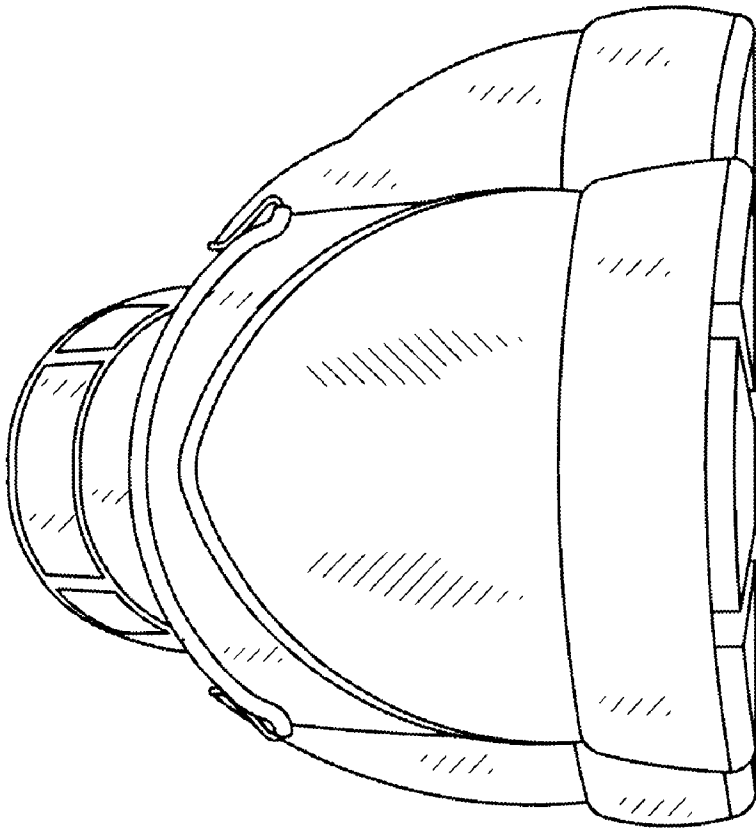


FIG 6