



US00D451554B1

United States Design Patent US D 451 554 B1

(54) **SIGN INSERT**

(76) Inventor: **Thomas Fasano**, 74 Liberty St., Deer Park, NY (US) 11729

(**) Term: **14 Years**

(21) Appl. No.: **29/130,767**

(22) Filed: **Oct. 8, 2000**

(51) **LOC (7) Cl.** **20-02**

(52) **U.S. Cl.** **D20/22**

(58) **Field of Search** D20/10, 11, 22-28, D20/40; 40/1.5, 27.5, 299.01, 300, 316; 283/81

(56) **References Cited**

U.S. PATENT DOCUMENTS

- D. 424,859 * 5/2000 Hamilton D20/22
- D. 432,582 * 10/2000 Pritchard D20/22
- D. 436,631 * 1/2001 Caloia et al. D20/22

* cited by examiner

Primary Examiner—Marcus A. Jackson
(74) *Attorney, Agent, or Firm*—Michael I. Kroll

(57) **CLAIM**

The ornamental design for a sign insert, as shown and described.

DESCRIPTION

FIG. 1 is a front elevational view of the sign insert showing my new design;
 FIG. 2 is a rear elevational view of the sign insert showing my new design;
 FIG. 3 is a right side elevational view of the sign insert showing my new design;
 FIG. 4 is a left side view elevational of the sign insert showing my new design;
 FIG. 5 is a top plan view of the sign insert showing my new design; and,
 FIG. 6 is a bottom plan view of the sign insert showing my new design; and,
 FIG. 7 is a front elevational view of the sign insert showing my new design.

1 Claim, 7 Drawing Sheets

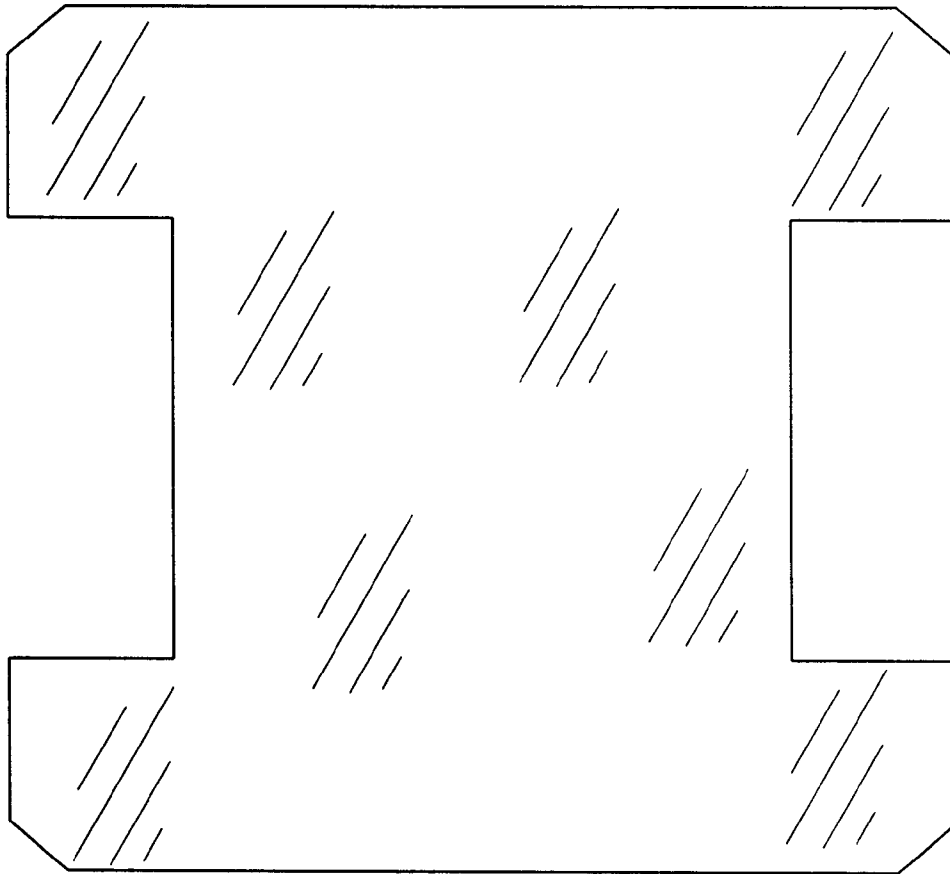


FIG 1

FRONT VIEW

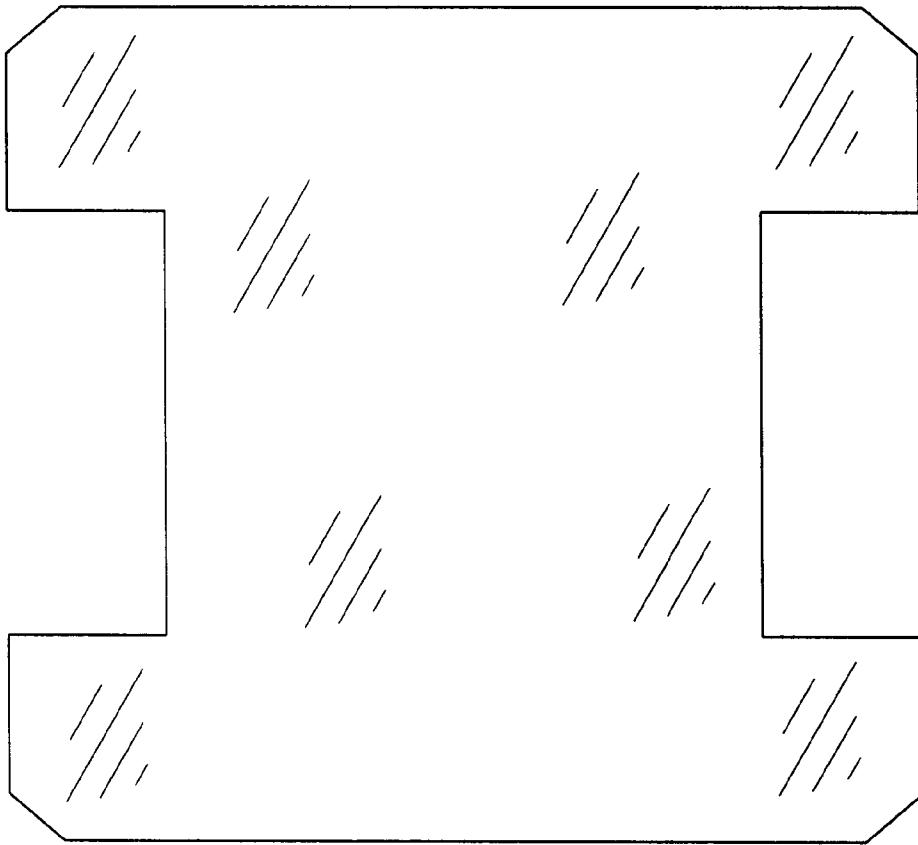


FIG 2

REAR VIEW



FIG 3
RIGHT SIDE VIEW



FIG 4
LEFT SIDE VIEW



FIG 5
TOP SIDE VIEW




FIG 6
BOTTOM SIDE VIEW

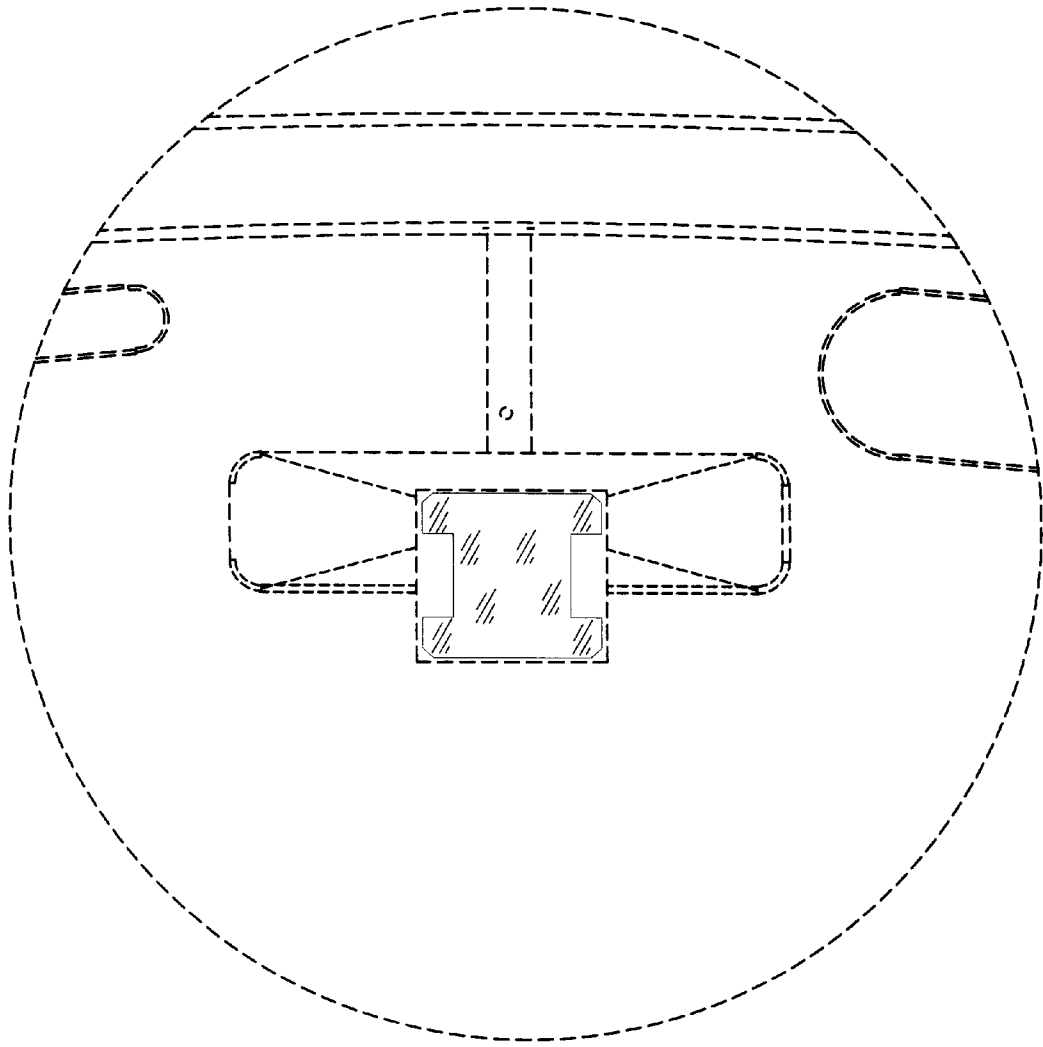


FIG 7