



US00D452362B1

(12) **United States Design Patent**
Mastroianni et al.

(10) **Patent No.:** **US D452,362 S**

(45) **Date of Patent:** **** Dec. 25, 2001**

(54) **LACED SHOE**

(76) Inventors: **Giovanni Mastroianni**, 1604 A St.,
West Babylon, NY (US) 11704;
Edward Maslowski, 40 Butler St.,
Franklin, NJ (US) 07416

(**) Term: **14 Years**

(21) Appl. No.: **29/140,502**

(22) Filed: **Apr. 19, 2001**

(51) **LOC (7) Cl.** **02-04**

(52) **U.S. Cl.** **D2/908; D2/907; D2/902;**
D2/944

(58) **Field of Search** D2/896-898, 900-903,
D2/907-913, 920, 923, 943-960, 969, 970;
36/1, 1.5, 83, 114, 126-131, 7.1 R, 7.2-7.6,
8.1-11, 9 R, 10, 25 R, 45, 50.1, 77 R,
72 R

(56) **References Cited**

U.S. PATENT DOCUMENTS

- D. 247,138 * 2/1978 Krome D2/908
- D. 258,173 * 2/1981 Cohen D2/898
- D. 290,542 6/1987 O'Rourke .
- D. 300,083 3/1989 Tonkel .
- D. 307,507 * 5/1990 Del Vecchio, Jr. et al. D2/898

- D. 366,951 2/1996 Ho .
- D. 387,550 12/1997 Ng et al. .
- D. 393,142 4/1998 Brown .
- D. 439,729 4/2001 Mastroianni .

* cited by examiner

Primary Examiner—Louis S. Zarfes
Assistant Examiner—Gregory Andoll
(74) *Attorney, Agent, or Firm*—Michael I Kroll


(57) **CLAIM**

The ornamental design for a laced shoe, as shown and described.

DESCRIPTION

FIG. 1 is a top view of the laced shoe showing our new design;
 FIG. 2 is a bottom view of the laced shoe showing our new design;
 FIG. 3 is a right side elevational view of the laced shoe showing our new design;
 FIG. 4 is a left side elevational view of the laced shoe showing our new design;
 FIG. 5 is a front elevational view of the laced shoe showing our new design; and,
 FIG. 6 is a rear elevational view of the laced shoe showing our new design.

1 Claim, 6 Drawing Sheets



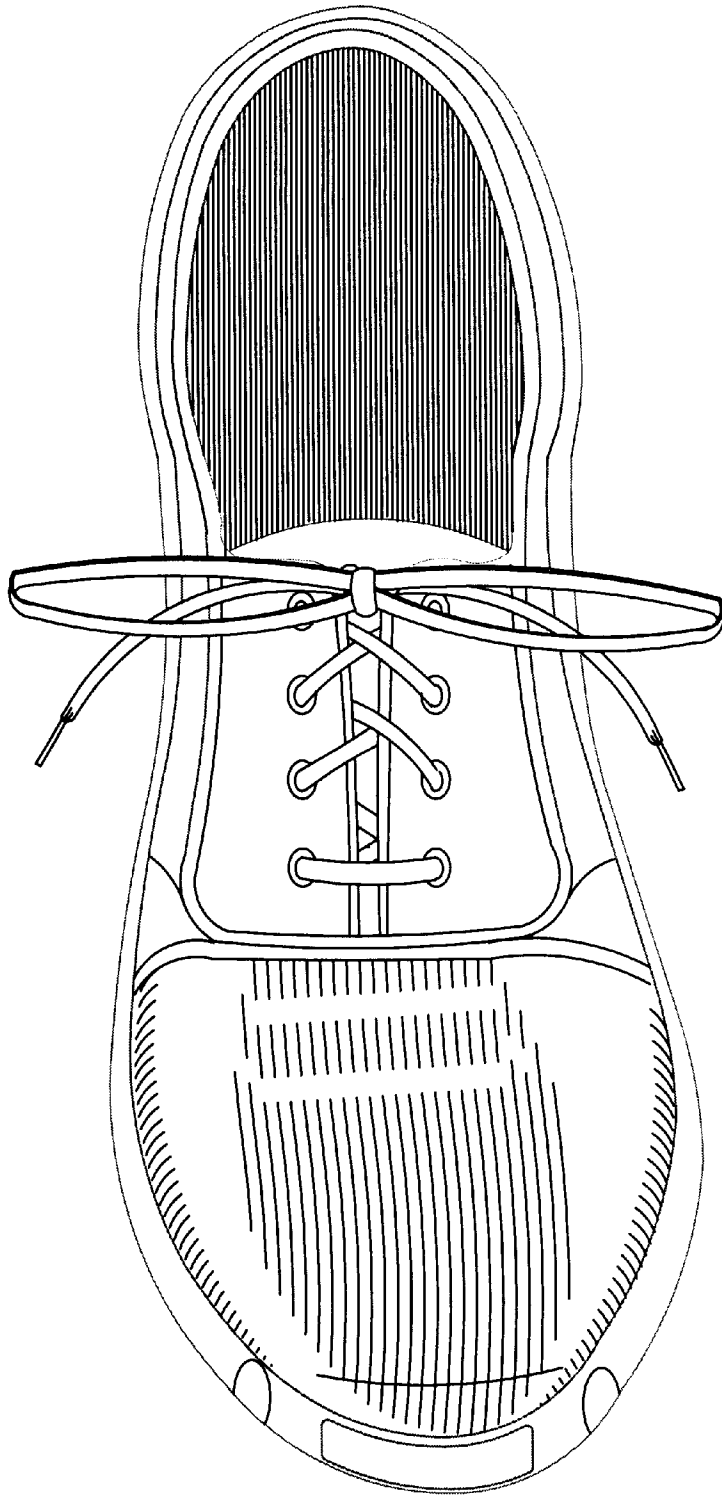


FIG 1

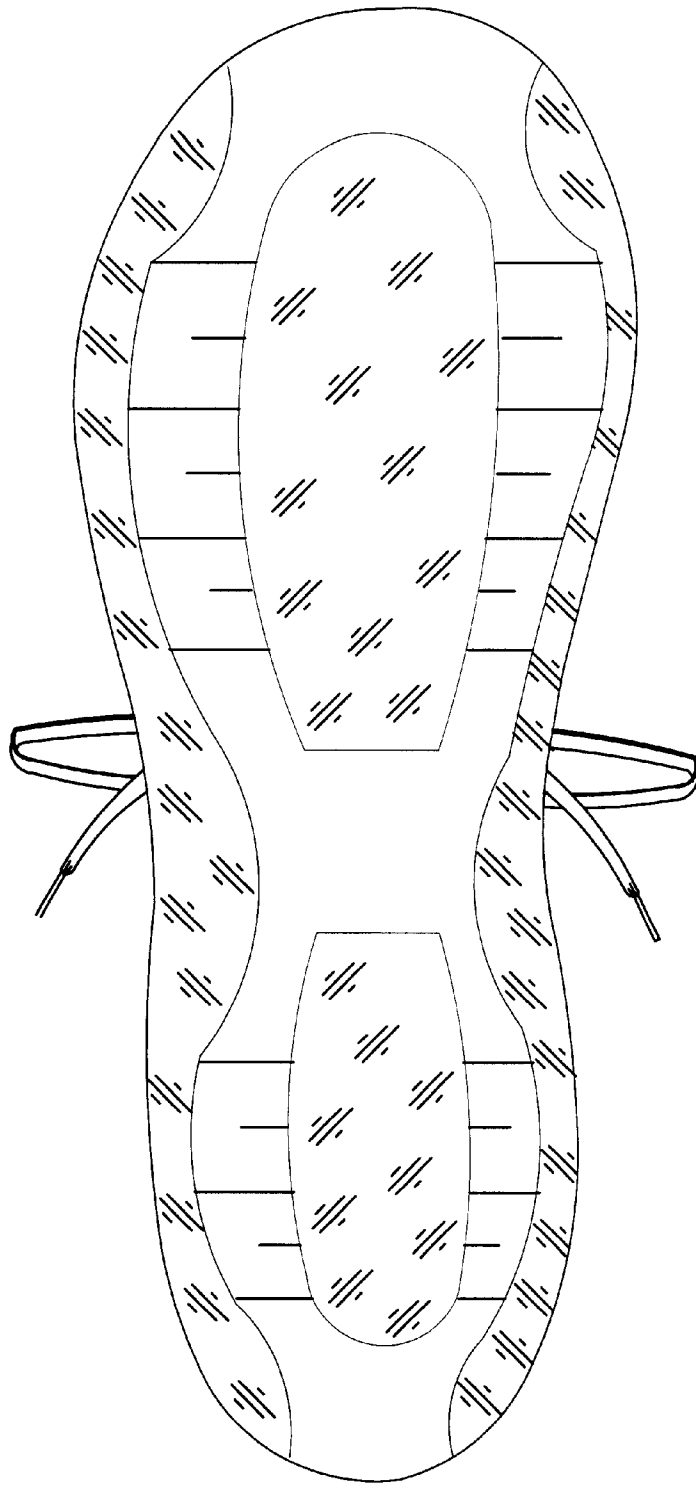


FIG 2

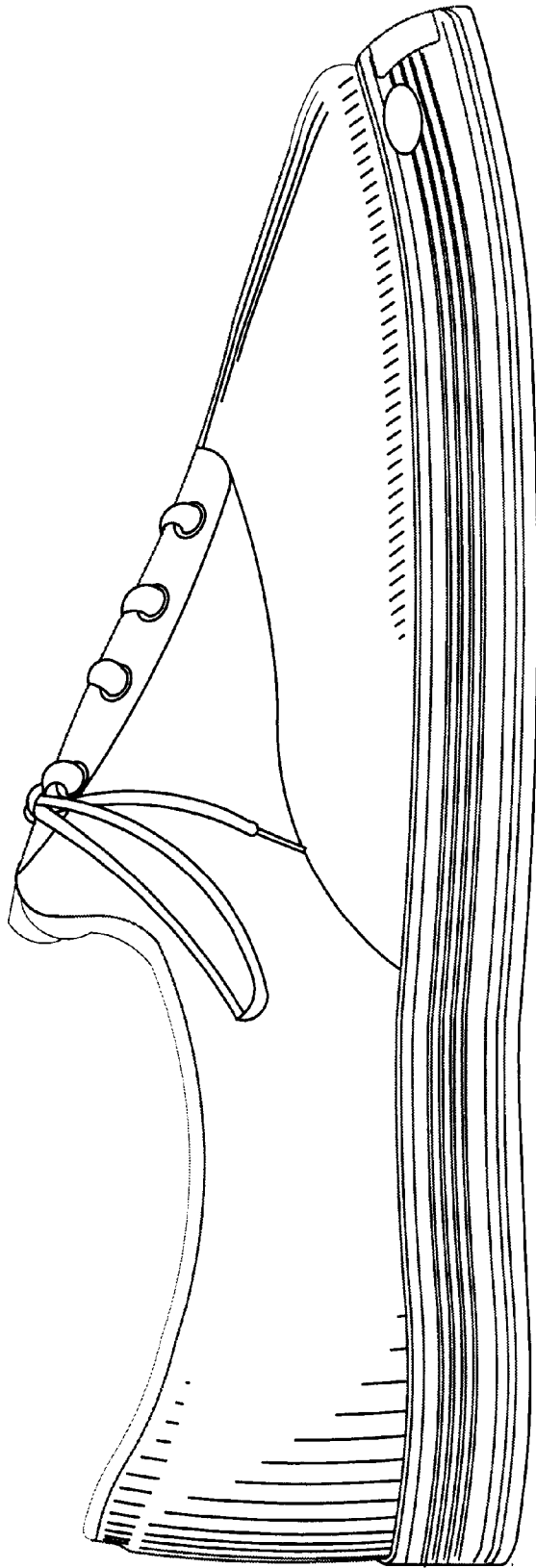


FIG 3

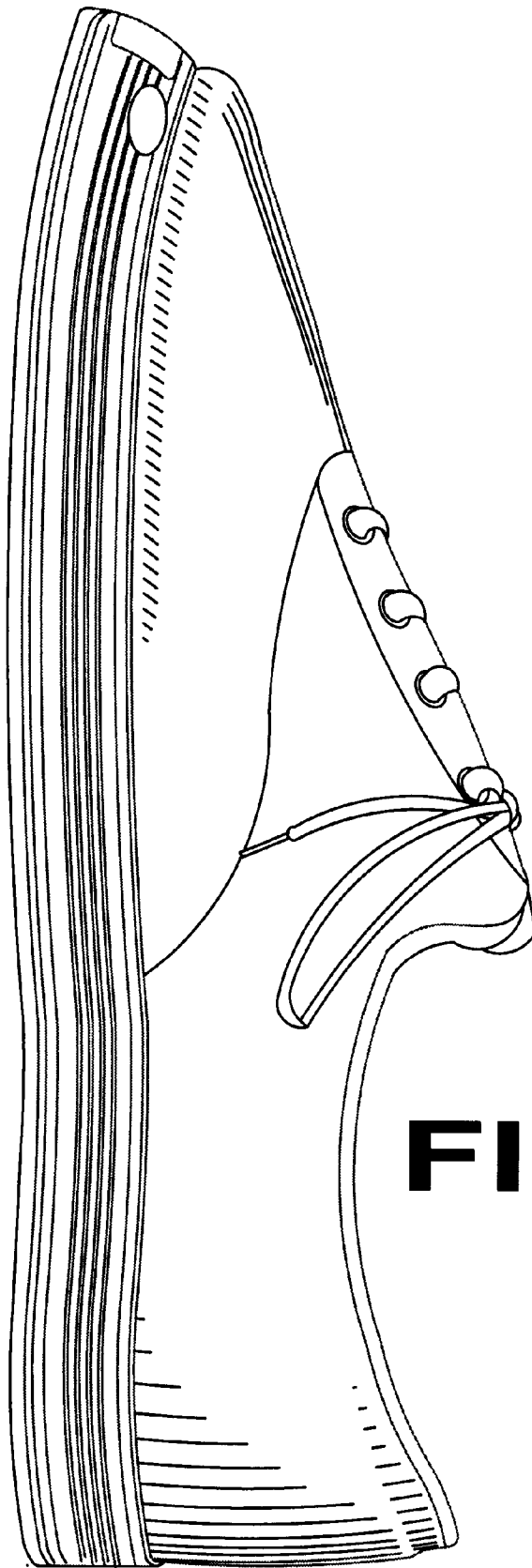


FIG 4

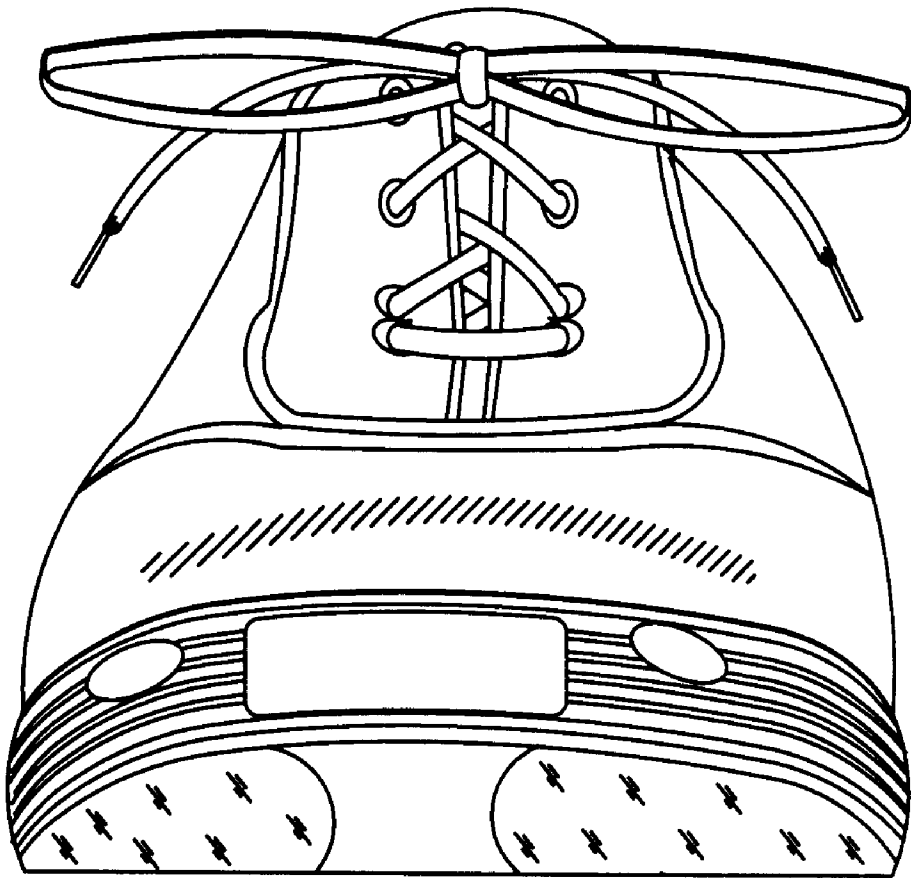


FIG 5

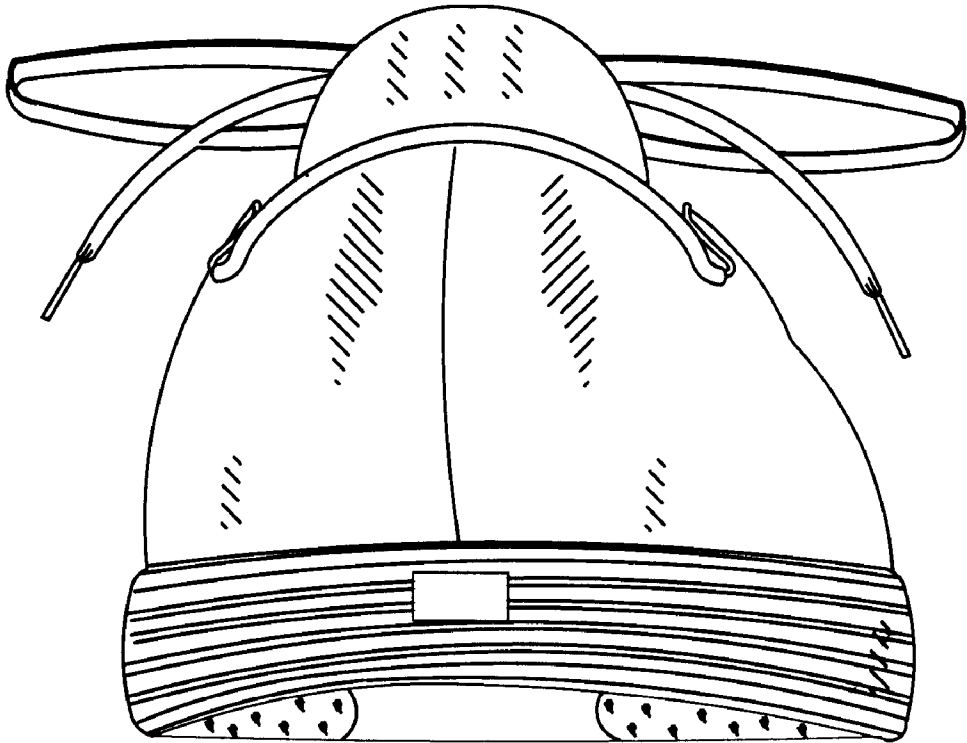


FIG 6