



US00D485222S

(12) **United States Design Patent**
Kerr

(10) **Patent No.:** **US D485,222 S**

(45) **Date of Patent:** **** Jan. 13, 2004**

(54) **MOTOR VEHICLE EXHAUST TIP**

Primary Examiner—Stacia Cadmus

(76) **Inventor:** **Bobby Kerr**, 408 N. 2nd St., Hico, TX
(US) 76457

(74) *Attorney, Agent, or Firm*—Michael I. Kroll

(**) **Term:** **14 Years**

(57) **CLAIM**

(21) **Appl. No.:** **29/183,514**

The ornamental design for a motor vehicle exhaust tip, as shown and described.

(22) **Filed:** **Jun. 12, 2003**

DESCRIPTION

(51) **LOC (7) Cl.** **12-16**

FIG. 1 is a right side elevational view of the motor vehicle exhaust tip showing my new design;

(52) **U.S. Cl.** **D12/194**

FIG. 2 is a left side elevational view of the motor vehicle exhaust tip showing my new design;

(58) **Field of Search** D12/194, 400;
D15/5; 181/227, 228, 232, 240, 255, 259-260,
262-263

FIG. 3 is a top plan view of the motor vehicle exhaust tip showing my new design;

(56) **References Cited**

FIG. 4 is a bottom view of the motor vehicle exhaust tip showing my new design;

U.S. PATENT DOCUMENTS

FIG. 5 is a front elevational view of the motor vehicle exhaust tip showing my new design; and,

D191,509 S * 10/1961 Feinberg D12/194

FIG. 6 is a rear elevational view of the motor vehicle exhaust tip showing my new design.

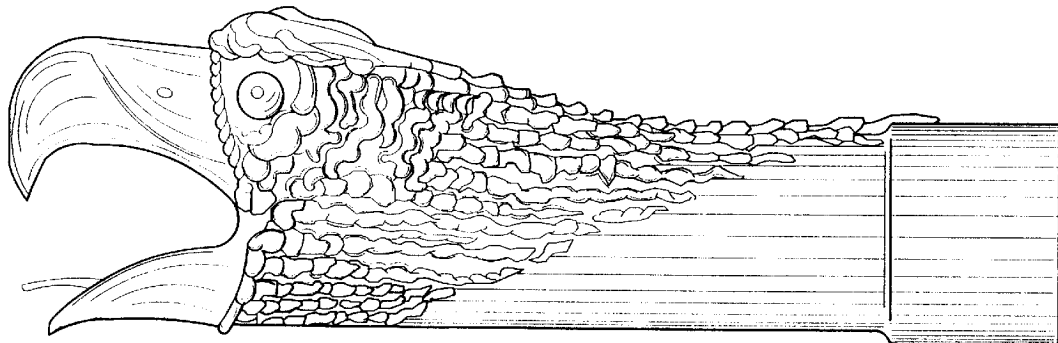
D377,778 S * 2/1997 Houser D12/194

6,085,863 A * 7/2000 Shuen 181/228

D468,673 S * 1/2003 Horowitz D12/194

* cited by examiner

1 Claim, 6 Drawing Sheets



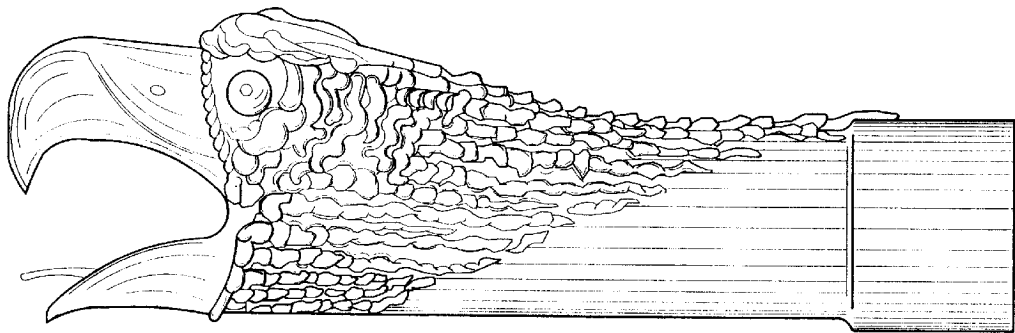


FIG. 1

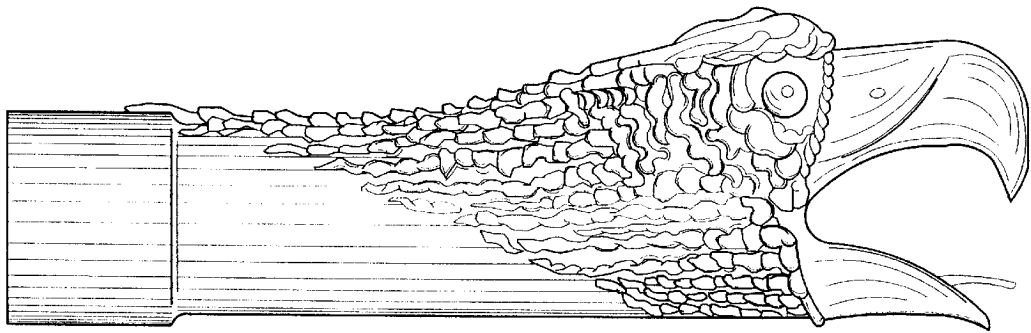


FIG. 2

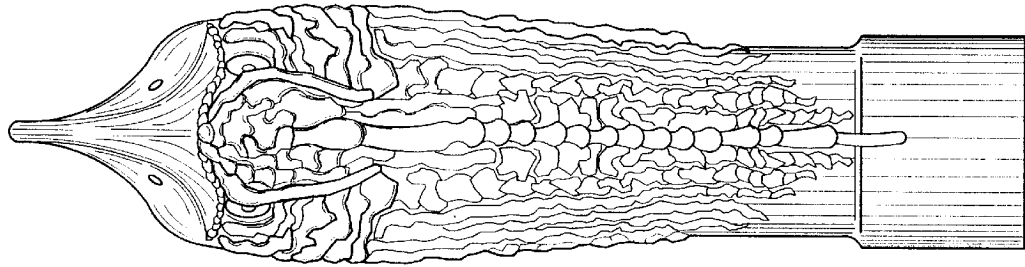


FIG. 3




FIG. 4

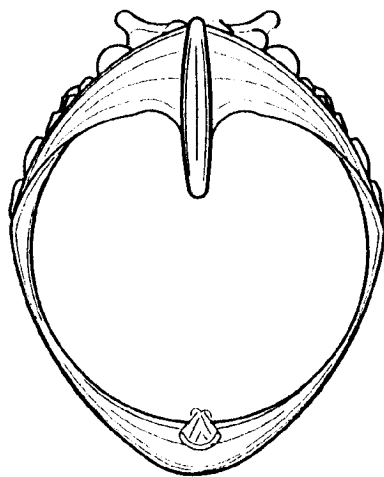


FIG. 5

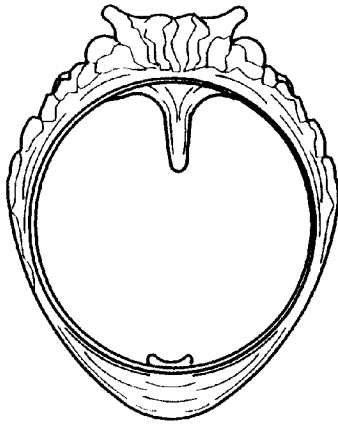


FIG. 6