



US00D502228S

(12) **United States Design Patent**
Lucas

(10) **Patent No.:** **US D502,228 S**
(45) **Date of Patent:** **** Feb. 22, 2005**

- (54) **DOLL**
- (76) **Inventor:** **Aniberca Lucas, 60 1st St., Apt. 1E,
Garden City Park, NY (US) 11040**
- (**) **Term:** **14 Years**
- (21) **Appl. No.:** **29/208,474**
- (22) **Filed:** **Jun. 28, 2004**
- (51) **LOC (7) Cl.** **21-01**
- (52) **U.S. Cl.** **D21/648**
- (58) **Field of Search** D21/645-649,
D21/639, 631, 643, 644, 634; D11/160;
446/268, 297, 369, 372, 376-384

(56) **References Cited**
U.S. PATENT DOCUMENTS

D72,001 S	*	2/1927	Conselman	D21/647
4,197,670 A	*	4/1980	Cox	446/369
D314,800 S	*	2/1991	Ziolkowski	D21/648
D390,286 S	*	2/1998	Birks	D21/648
5,746,602 A	*	5/1998	Kikinis	434/169
D410,711 S	*	6/1999	Kester et al.	D21/648
6,012,963 A	*	1/2000	Lee	446/385

D455,466 S * 4/2002 Budget D21/648
* cited by examiner

Primary Examiner—Lucy Lieberman
(74) *Attorney, Agent, or Firm*—Michael I. Kroll

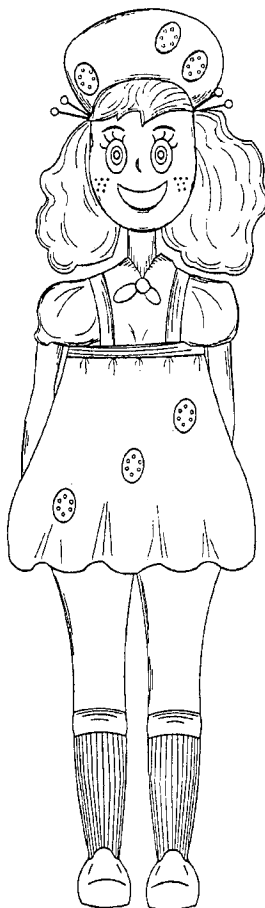
(57) **CLAIM**

The ornamental design for a doll, as shown and described.

DESCRIPTION

FIG. 1 is a front elevational view of the doll showing my new design;
 FIG. 2 is a rear elevational view of the doll showing my new design;
 FIG. 3 is a right side elevational view of the doll showing my new design;
 FIG. 4 is a left side elevational view the doll showing my new design;
 FIG. 5 is a top plan view of the doll showing my new design;
 and,
 FIG. 6 is a bottom plan view of the doll showing my new design.

1 Claim, 6 Drawing Sheets






FIG. 1




FIG. 2



FIG. 3




FIG. 4




FIG. 5




FIG. 6