



US00D503544S

(12) **United States Design Patent**
Scanlan

(10) **Patent No.:** **US D503,544 S**

(45) **Date of Patent:** **** Apr. 5, 2005**

(54) **HAT RACK**

(76) **Inventor:** **Richard L Scanlan**, 9760 S. West
Washington School Rd., Fredericksburg,
IN (US) 47120

(**) **Term:** **14 Years**

(21) **Appl. No.:** **29/202,315**

(22) **Filed:** **Mar. 29, 2004**

(51) **LOC (7) Cl.** **06-08**

(52) **U.S. Cl.** **D6/320**

(58) **Field of Search** D6/320, 317, 316,
D6/567, 552-3, 20, 450; D19/19, 86, 281;
D8/395, 499; 223/85, 88; 211/106.01, 113,
119

(56) **References Cited**

U.S. PATENT DOCUMENTS

D10,274 S	10/1877	Palmenberg	
D93,308 S	9/1934	Van Aken	
D124,431 S	12/1940	Vogt	
D163,156 S	5/1951	Zarling	
D164,768 S	* 10/1951	Powler D27/107
D216,900 S	3/1970	Miller	
D229,377 S	* 11/1973	Johnson D6/416

D250,866 S	*	1/1979	Mulligan	D6/404
D257,188 S	*	10/1980	Blicha	D2/642
D324,960 S		3/1992	Rodack		
D326,564 S		6/1992	Emery		
D366,766 S		2/1996	Bennett		
D380,107 S		6/1997	Redfearn		
D408,638 S		4/1999	Bonham		

* cited by examiner

Primary Examiner—Stella Reid
Assistant Examiner—Shanda C. Hill
(74) *Attorney, Agent, or Firm*—Michael I Kroll


(57) **CLAIM**

The ornamental design for a hat rack, as shown and described.

DESCRIPTION

FIG. 1 is a front elevational view of a hat rack, showing my new design;
FIG. 2 is a rear elevational view of a hat rack thereof;
FIG. 3 is a right side elevational view of a hat rack thereof;
FIG. 4 is a left side elevational view of a hat rack thereof;
FIG. 5 is a top plan view of a hat rack thereof; and,
FIG. 6 is a bottom plan view of a hat rack thereof.

1 Claim, 6 Drawing Sheets



(FRONT VIEW)




FIG. 1
(FRONT VIEW)




FIG. 2
(REAR VIEW)

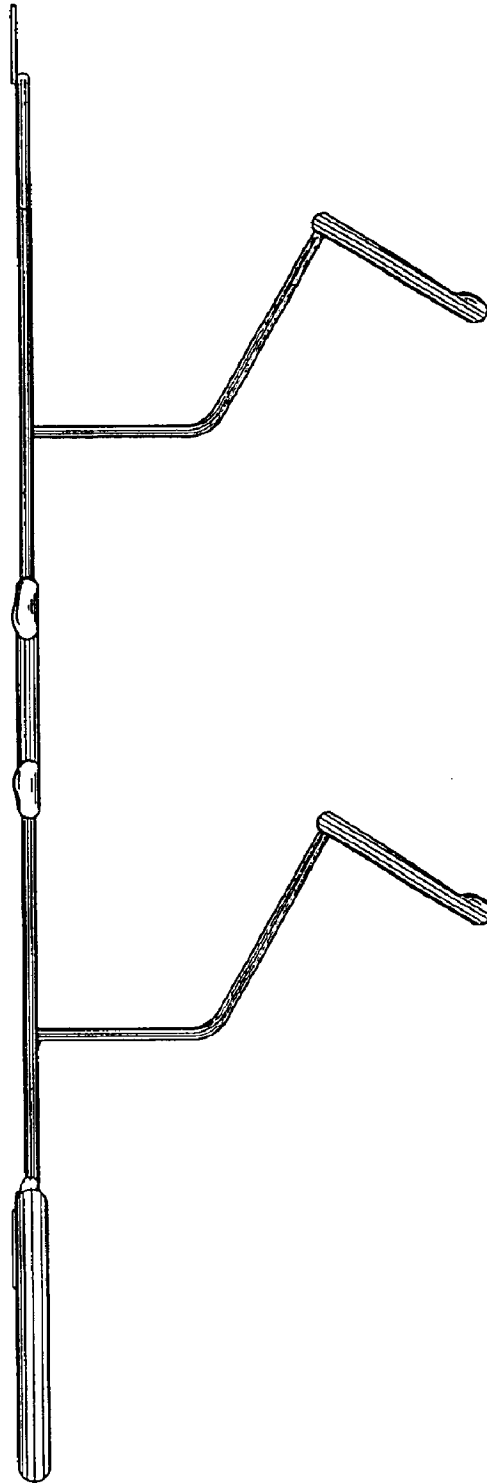


FIG. 3
(RIGHT SIDE VIEW)

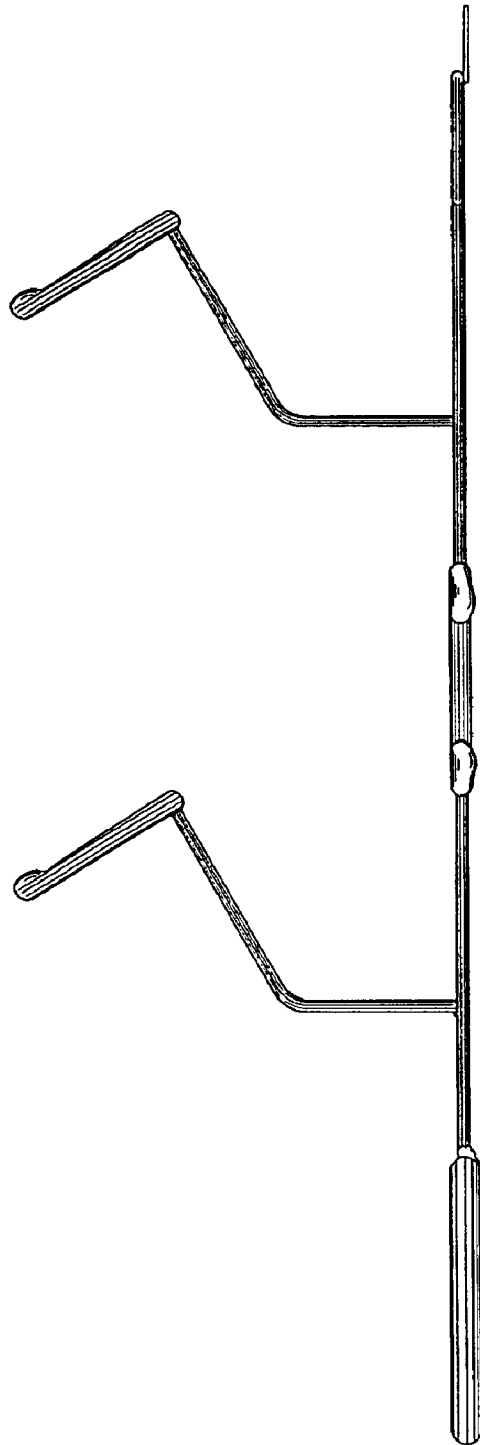


FIG. 4

(LEFT SIDE VIEW)

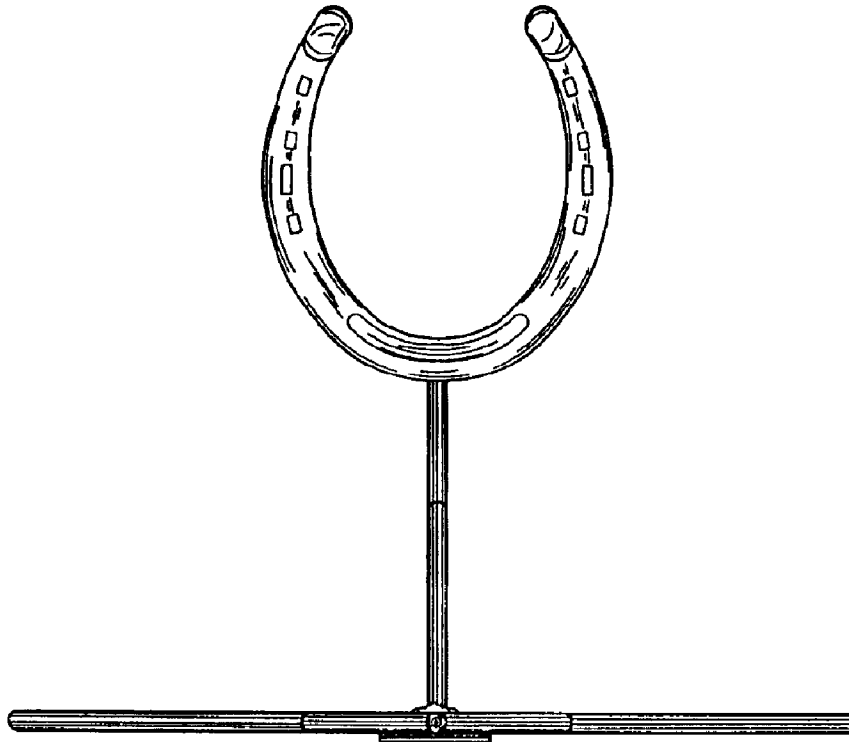


FIG. 5

(TOP VIEW)

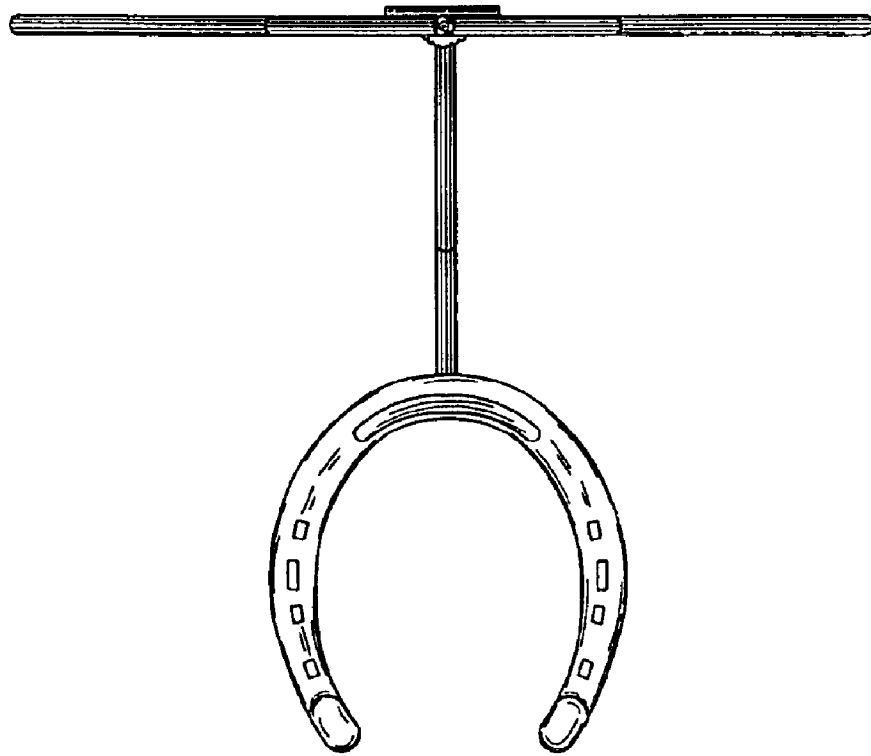


FIG. 6
(BOTTOM VIEW)