



US00D580329S

(12) **United States Design Patent**
Kerr

(10) **Patent No.:** **US D580,329 S**

(45) **Date of Patent:** **** Nov. 11, 2008**

(54) **SNAKE HEAD MOTOR VEHICLE EXHAUST TIP**

Primary Examiner—Louis S Zarfaz
Assistant Examiner—Michael A Pratt
(74) *Attorney, Agent, or Firm*—Michael I Kroll

(76) Inventor: **Bobby Kerr**, 408 N. 2nd St., Hico, TX
(US) 76457

(57) **CLAIM**

(**) Term: **14 Years**

The ornamental design for a snake head motor vehicle exhaust tip, as shown and described.

(21) Appl. No.: **29/278,160**

(22) Filed: **Mar. 21, 2007**

DESCRIPTION

(51) **LOC (8) Cl.** **12-16**

FIG. 1 is a front elevational view of a snake head motor vehicle exhaust tip showing my new design;

(52) **U.S. Cl.** **D12/194**

FIG. 2 is a rear elevational view of a snake head motor vehicle exhaust tip showing my new design;

(58) **Field of Classification Search** D12/110,
D12/194, 400; 181/227, 228, 239, 247-249,
181/264, 277-280, 282; D15/5; 60/313,
60/323; 29/890.08; 138/37-39, 44, 103,
138/109; D21/657

FIG. 3 is a right side elevational view of a snake head motor vehicle exhaust tip showing my new design;

FIG. 4 is a left side elevational view of a snake head motor vehicle exhaust tip showing my new design;

See application file for complete search history.

FIG. 5 is a top plan view of a snake head motor vehicle exhaust tip showing my new design; and,

FIG. 6 is a bottom plan view of a snake head motor vehicle exhaust tip showing my new design.

(56) **References Cited**

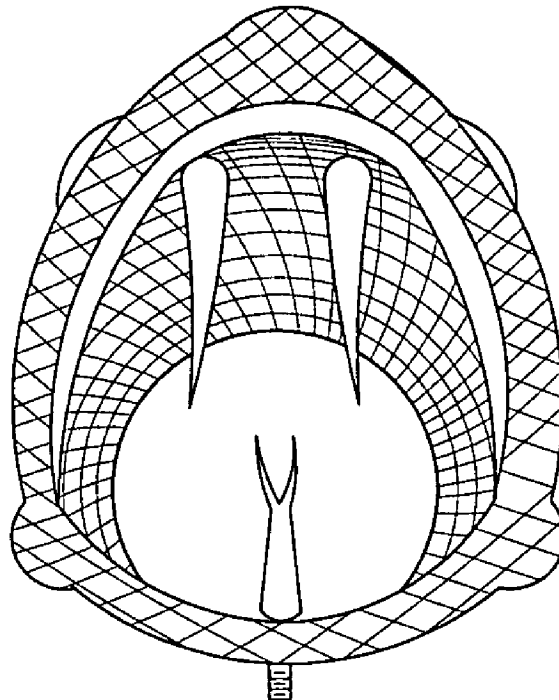
U.S. PATENT DOCUMENTS

D485,222 S * 1/2004 Kerr D12/194
D500,468 S * 1/2005 Barnes D12/194

The crisscross pattern applied to the surface of the claimed represents scales.

* cited by examiner

1 Claim, 6 Drawing Sheets



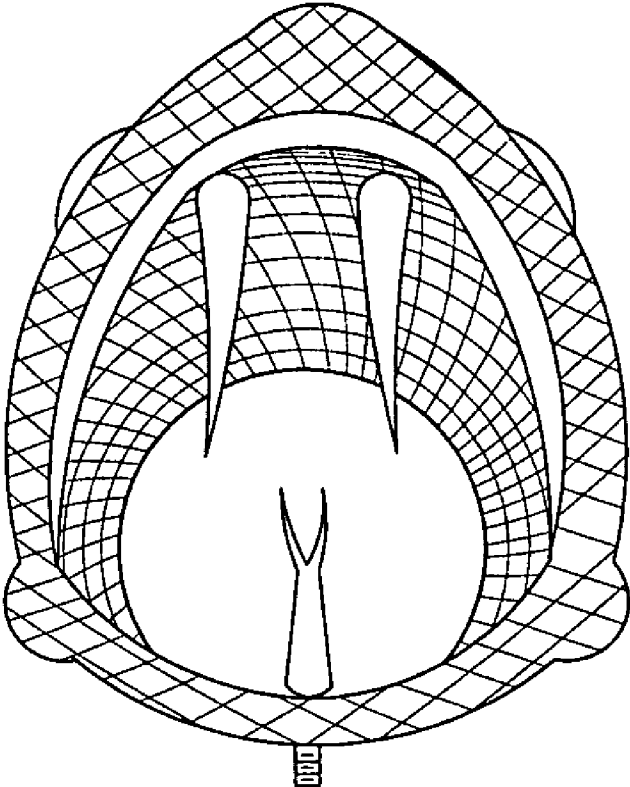


FIG. 1

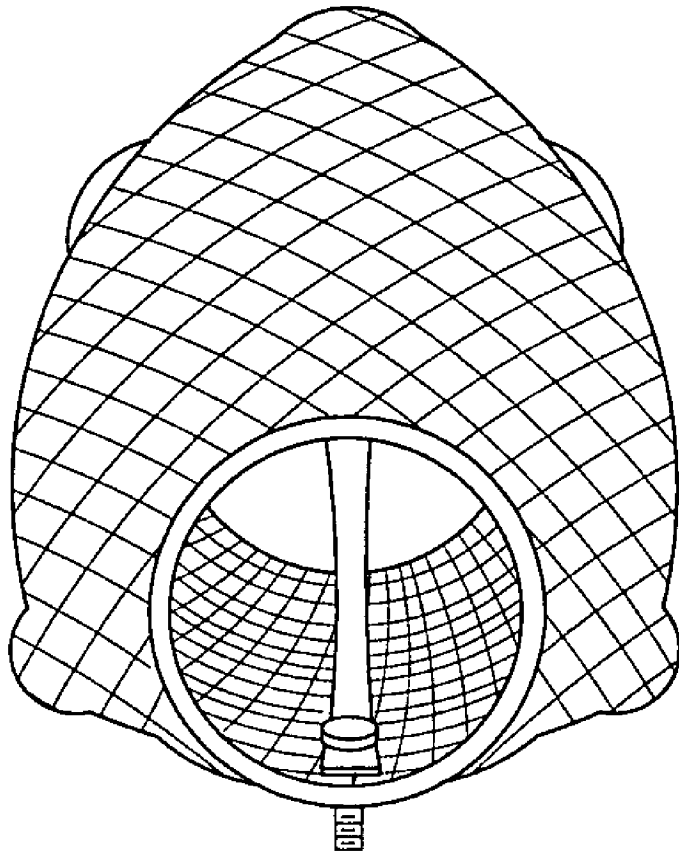


FIG. 2

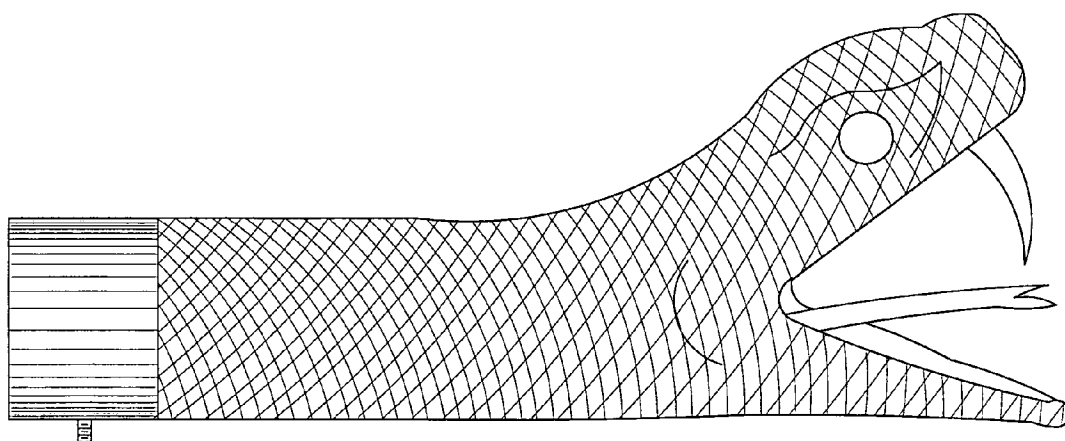


FIG. 3

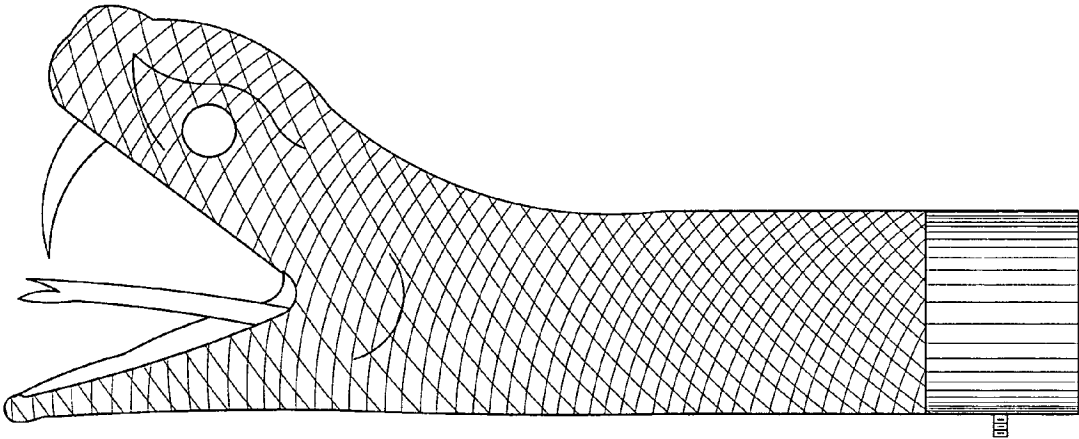


FIG. 4

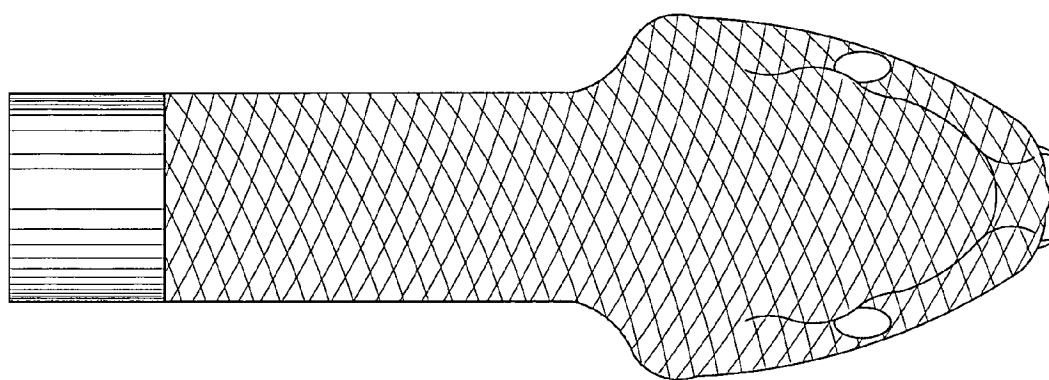


FIG. 5

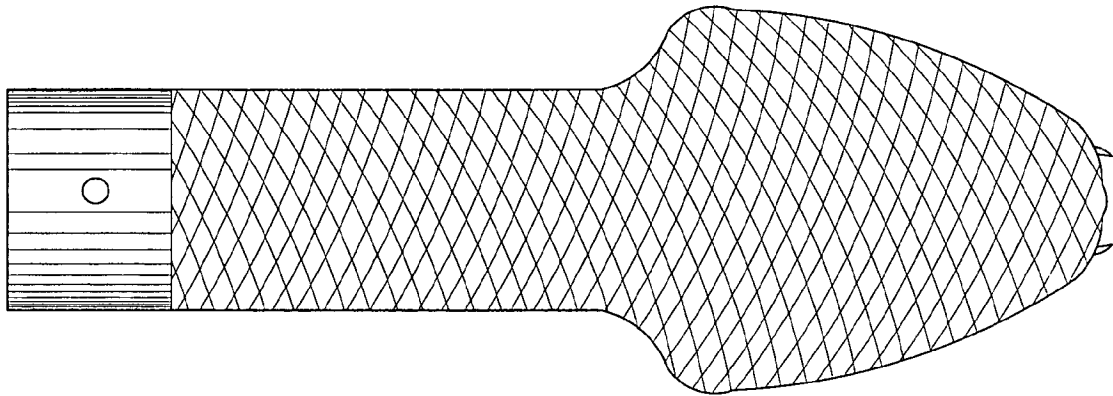


FIG. 6