



US00D582569S

(12) **United States Design Patent** (10) **Patent No.:** **US D582,569 S**  
**Moreau** (45) **Date of Patent:** **\*\* Dec. 9, 2008**

(54) **SHEET PILING**

(76) Inventor: **Jeff M Moreau**, 225 Town Park Dr.,  
suite 300, Kennesaw, GA (US) 30144

(\*\*) Term: **14 Years**

(21) Appl. No.: **29/265,046**

(22) Filed: **Aug. 23, 2006**

(51) **LOC (8) Cl.** ..... **25-01**

(52) **U.S. Cl.** ..... **D25/119**

(58) **Field of Classification Search** ..... D25/119-125,  
D25/136; 405/274, 276-277, 279-281, 287,  
405/284-285, 262; 428/371, 300.4; 52/716.1,  
52/716.4, 716.8, 717.01, 718.04, 717.03,  
52/717.06

See application file for complete search history.

(56) **References Cited**

**U.S. PATENT DOCUMENTS**

972,059	A	10/1910	Clarke	
1,077,295	A *	11/1913	Owens	405/276
1,739,108	A	12/1929	Weber	
1,933,483	A	10/1933	Pennoyer	
2,000,492	A	5/1935	McKeen	
2,018,423	A	10/1935	Smith	
3,638,435	A	2/1972	Mason	
4,012,883	A	3/1977	Muller	
D256,843	S *	9/1980	Madsen	D25/119
4,329,089	A	5/1982	Hilfiker et al.	
4,343,572	A	8/1982	Hilfiker	
4,561,804	A	12/1985	Weatherby	
4,661,023	A	4/1987	Hilfiker	

(Continued)

**FOREIGN PATENT DOCUMENTS**

GB	2314575	1/1998
WO	WO9927191	6/1999

**OTHER PUBLICATIONS**

www.materialsintl.com/installation/process.htm(2pgs. dated Feb. 19, 2004).

www.cmilc.com/engineering/vinylpages/installationprint.htm(1pg. dated May 4, 2005).

The Northstar System—brochure (6 pages).

WaterFront Sheet Piling—brochure (2 pages).

C-Loc Engineered Vinyl Sheet Piling—brochure (2 pages).

SeasafeKorLock FRP Composite Sheet Pile—brochure (4 pages).

Shore Guard Vinyl Seawalls—brochure (3 pages).

Shore Guard Sheet Piling—brochure (2 pages).

*Primary Examiner*—Catherine R Oliver

(74) *Attorney, Agent, or Firm*—Michael I Kroll

(57) **CLAIM**

The ornamental design for sheet piling, as shown and described.

**DESCRIPTION**

FIG. 1 is a perspective view of sheet piling showing my new design;

FIG. 2 is a front elevational view of sheet piling showing my new design;

FIG. 3 is a rear elevational view of a sheet piling showing my new design;

FIG. 4 is a right side elevational view of sheet piling showing my new design;


FIG. 5 is a left side elevational view of sheet piling showing my new design;

FIG. 6 is a top plan view of sheet piling showing my new design;

FIG. 7 is a bottom plan view of sheet piling showing my new design; and,

FIG. 8 is a cross sectional view of sheet piling shown along line 8—8 of FIG. 6.

**1 Claim, 8 Drawing Sheets**



# US D582,569 S


Page 2

---


## U.S. PATENT DOCUMENTS

4,952,097	A	8/1990	Kulchin	6,019,550	A	2/2000	Wrigley et al.
5,163,261	A	11/1992	O'Neill	6,168,351	B1	1/2001	Rainey
5,368,414	A	11/1994	Miller	6,299,386	B1	10/2001	Byrne et al.
5,386,675	A	2/1995	Baur et al.	6,352,230	B2	3/2002	Grossman
5,417,523	A	5/1995	Scales	6,575,667	B1 *	6/2003	Burt et al. .... 405/274
5,447,393	A	9/1995	Yeates et al.	6,709,201	B2	3/2004	Race
5,788,420	A	8/1998	Scales	D489,465	S *	5/2004	Allsopp ..... D25/119
5,911,539	A	6/1999	Egan et al.	D494,283	S *	8/2004	Barnett ..... D25/119
5,938,375	A	8/1999	Wheeler, Jr. et al.	6,908,258	B2	6/2005	Timmerman
6,000,883	A	12/1999	Irvine et al.	7,182,551	B2 *	2/2007	Moreau ..... 405/274


\* cited by examiner




**FIG. 1**




**FIG. 2**



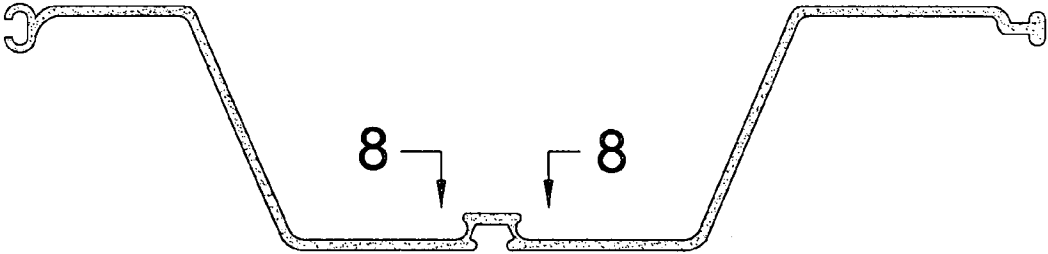
**FIG. 3**



**FIG. 4**

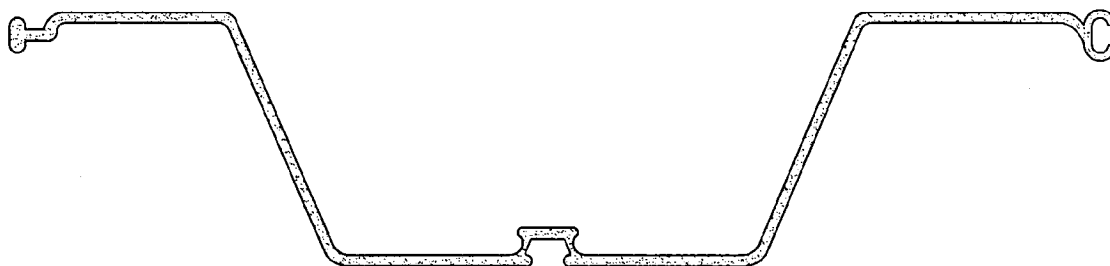


**FIG. 5**

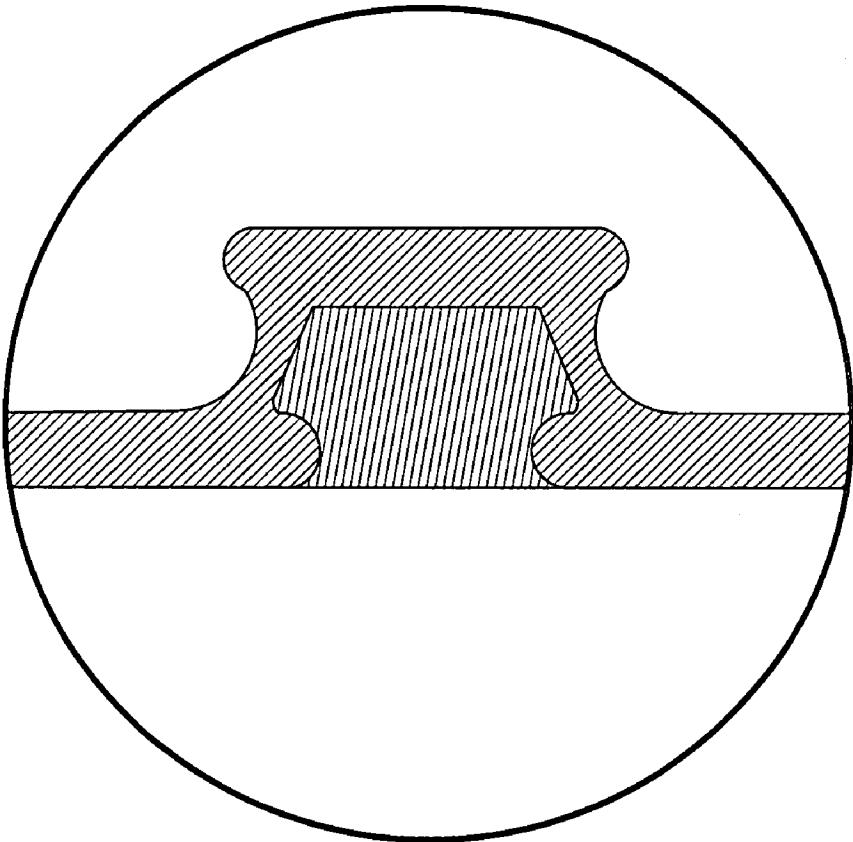


**FIG. 6**





**FIG. 7**



**FIG. 8**