



US00D775905S

(12) **United States Design Patent**
Wang

(10) **Patent No.:** **US D775,905 S**

(45) **Date of Patent:** **** Jan. 10, 2017**

(54) **UTENSIL HANDLE FOR KNIFE, FORK,
TEASPOON AND SOUP SPOON**

(57) **CLAIM**

The ornamental design of a utensil handle for knife, fork, teaspoon and soup spoon, as shown and described.

(71) Applicant: **Dali Wang**, Farmingdale, NY (US)

(72) Inventor: **Dali Wang**, Farmingdale, NY (US)

(**) Term: **15 Years**

DESCRIPTION

(21) Appl. No.: **29/534,156**

FIG. 1 is a right side elevational view of the utensil handle with a knife blade, shown in dotted;

(22) Filed: **Jul. 27, 2015**

FIG. 2 is a left side elevational view of the utensil handle with a knife blade, shown in dotted;

(51) **LOC (10) Cl.** **07-03**

FIG. 3 is a top plan view of the utensil handle with a knife blade, shown in dotted;

(52) **U.S. Cl.**

USPC **D7/645**; D7/401.2; D7/642; D7/653

FIG. 4 is a bottom plan view of the utensil handle with a knife blade, shown in dotted;

(58) **Field of Classification Search**

USPC D7/368, 401.2, 642-645, 650-664, 669, D7/675-677, 683, 688-689, 691; D8/107, D8/300-301; D22/117-118

FIG. 5 is a top plan view of the utensil handle shown with a fork end, shown in dotted;

CPC A01D 9/02; A01D 9/04; A01D 9/06; A47G 21/00; A47G 21/004; A47G 21/005; A47G 21/02; A47G 21/023; A47G 21/04; A47G 21/06; A47G 21/08; A47J 43/28; A47J 43/281; A47J 43/282; A61F 13/10; A61J 7/0023; B25G 1/00; B25G 1/01; B25G 1/02; B25G 3/00; B65D 75/56; B65D 75/563; B65D 75/566; B67B 7/00; B67B 7/724; B67B 7/73

FIG. 6 is a bottom plan view of the utensil handle shown with a fork end, shown in dotted;

FIG. 7 is a right side elevational view of the utensil handle with a fork end, shown in dotted, with the left side elevational view being a mirror image of the right side elevational view;

See application file for complete search history.

FIG. 8 is a top plan view of the utensil handle with a spoon end, shown in dotted;

FIG. 9 is a bottom plan view of the utensil handle with a spoon end, shown in dotted;

FIG. 10 is a right side elevational view of the utensil handle with a spoon end, shown in dotted, with the left side elevational view being a mirror image of the right side elevational view;

FIG. 11 is a top plan view of the utensil handle with a soup spoon end;

FIG. 12 is a bottom plan view of the utensil handle with a spoon end; and,

FIG. 13 is a right side elevational view of the utensil handle with a soup spoon end with the left side elevational view being a mirror image of the right side elevational view.

The broken lines shown are included for the purpose of illustrating different of eating utensils ends that form no part of the claimed handle design.

(56) **References Cited**

U.S. PATENT DOCUMENTS

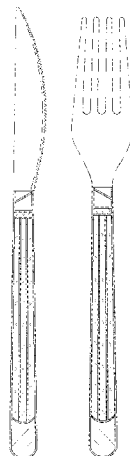
D113,124 S *	1/1939 Stark	D7/653
D201,301 S *	6/1965 Erenhouse	30/321
D275,167 S *	8/1984 Laslo	D7/653

(Continued)

Primary Examiner — Ricky Pham

(74) *Attorney, Agent, or Firm* — Michael I. Kroll; Edwin D. Schindler

1 Claim, 13 Drawing Sheets



(56)

References Cited

U.S. PATENT DOCUMENTS

D287,453	S	*	12/1986	Bouilhet	D7/653
D323,957	S	*	2/1992	Bouilhet	D7/653
D340,841	S	*	11/1993	Marsten	D7/642
D341,754	S	*	11/1993	Marsten	D7/642
D342,194	S	*	12/1993	Bouilhet	D7/401.2
D362,160	S	*	9/1995	Brabeck	D7/643
D391,453	S	*	3/1998	Iacovelli	D7/650
D391,454	S	*	3/1998	Iacovelli	D7/653
D393,781	S	*	4/1998	Iacovelli	D7/653
D429,951	S	*	8/2000	Kerman	D7/401.2
D479,103	S	*	9/2003	McMullin	D7/645
D499,938	S	*	12/2004	McMullin	D7/645
D506,647	S	*	6/2005	McMullin	D7/650
D552,935	S	*	10/2007	Mirpuri	D7/642
D554,952	S	*	11/2007	Smith	D7/664
D554,953	S	*	11/2007	Smith	D7/664
D572,543	S	*	7/2008	Koennecke	D7/664
D577,543	S	*	9/2008	Coutts	D7/401.2
D577,544	S	*	9/2008	Coutts	D7/401.2
D634,975	S	*	3/2011	He	D7/401.2
D671,801	S	*	12/2012	He	D7/401.2
D705,604	S	*	5/2014	Ng	D7/401.2
D730,701	S	*	6/2015	Ng	D7/642

* cited by examiner

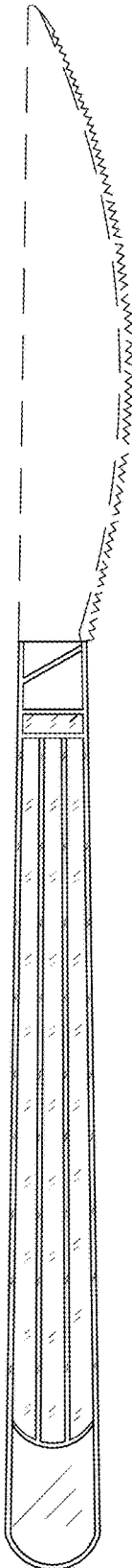


FIG. 1

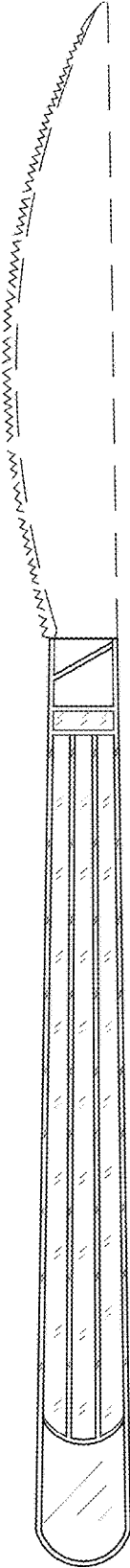


FIG. 2

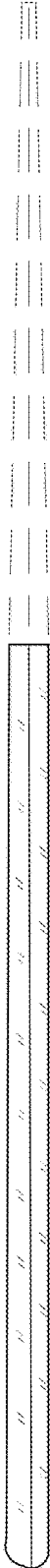


FIG. 3

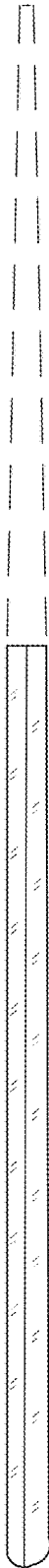


FIG. 4

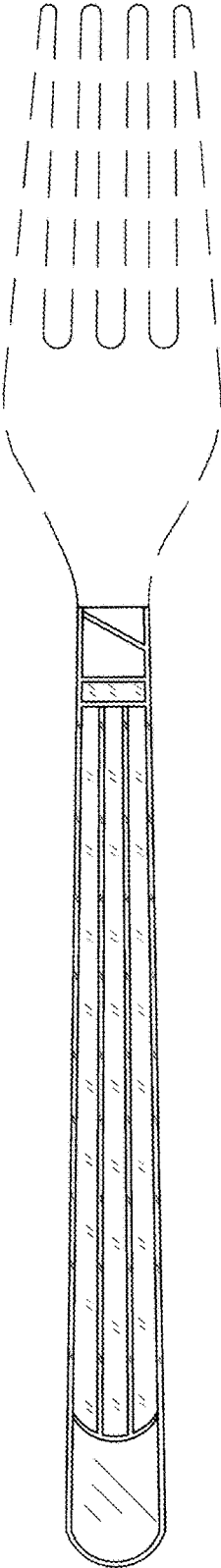


FIG. 5

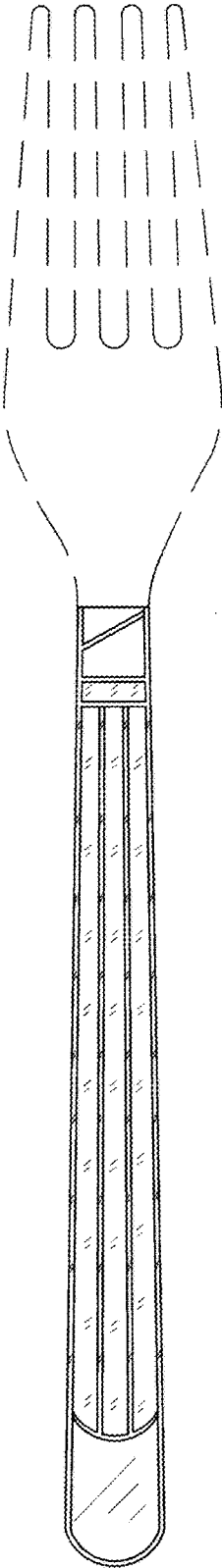


FIG. 6




FIG. 7

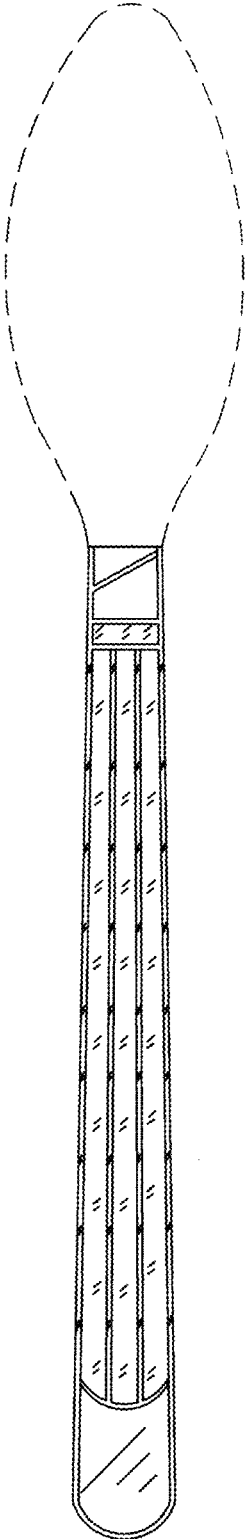


FIG.8

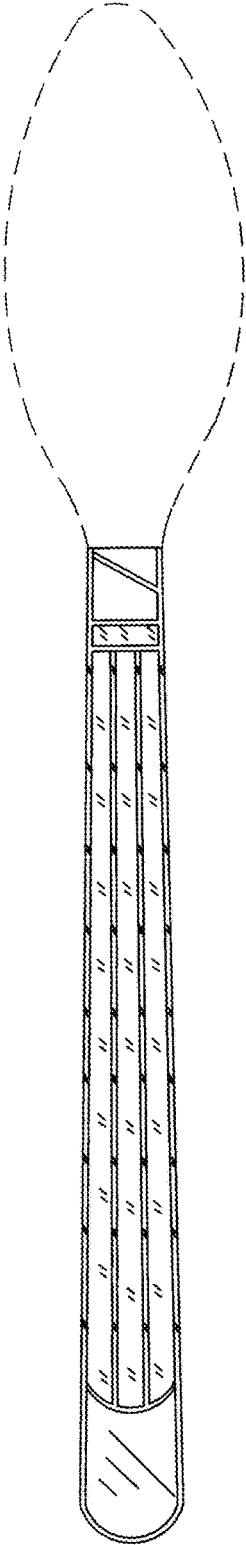


FIG.9




FIG. 10

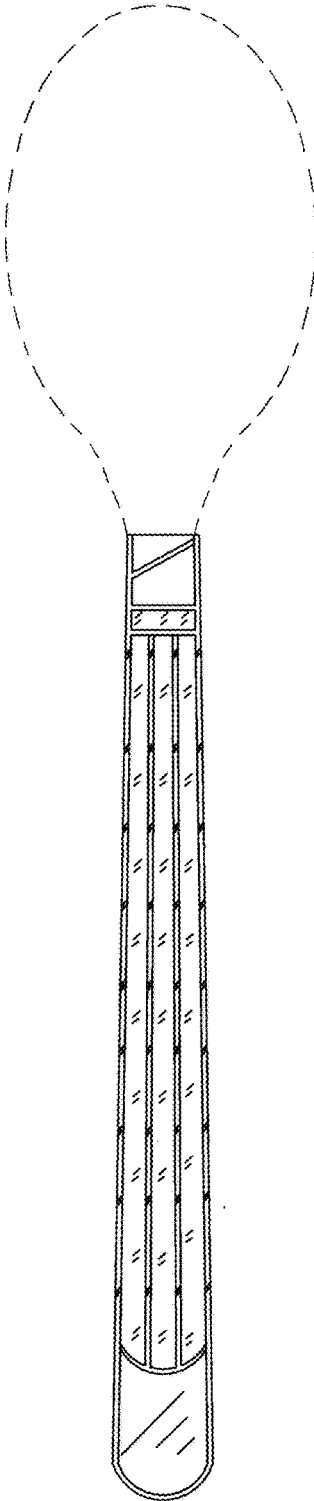


FIG. 11

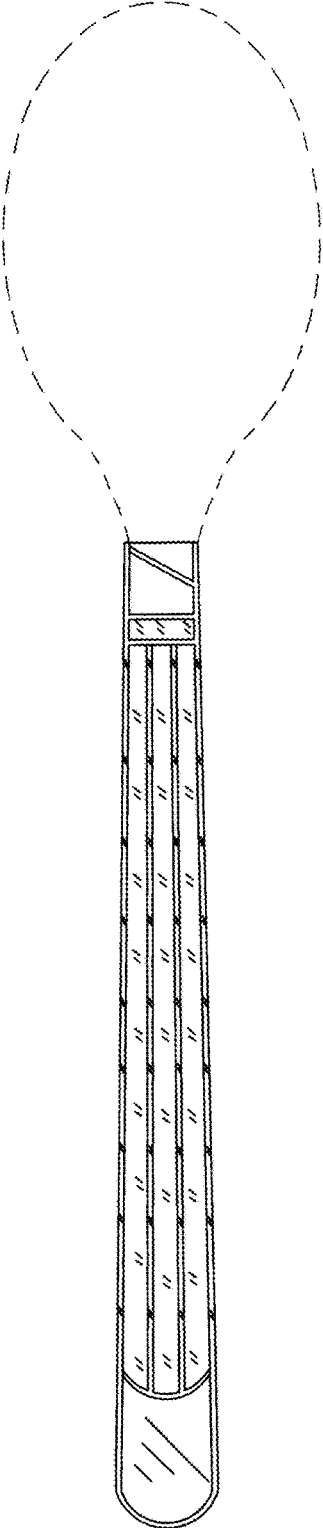


FIG. 12




FIG. 13